



**PRO
TECH**
www.protech.nu



**Försäljning - Service
Kalibrering moment**

Industrial & Production Tools



REAL TOOLS FOR REAL WORK.™

Technical Symbols

	Bitholder outer diameter		Drilling		Piston stroke length
	Bitholder inner diameter		External drilling		Piston stroke height
	Collet capacity		Studding		Tool length
	Shank diameter		Spindle attachment		Tool height
	Spindle Thread angle		Maximum torque in reverse		Tool weight
	Thread diameter		Max. free speed		Drilling capacity in steel
	Connection thread		Recommended forward torque range		Tapping capacity in steel
	Air inlet diameter		Spring max.		Reaming capacity in steel
	Minimum hose diameter		Spring low		Wheel diameter
	Bolt capacity		Max. air consumption		Orbital movement
	Bolt head capacity		Blows per minute		Pad diameter
	Torque range peak		Vibration level / uncertainty		Belt sander / size
	Max. chuck/collet capacity		Sound pressure		Communication
	Rivet capacity				Voltage
					Rated Power

Tools Performance Classification

★★★ **Super-duty tools** These tools are designed to tackle the most extreme jobs. Advanced technology gives these tools superior strength and durability across the widest range of applications.
 ★★ **Heavy-duty tools**
 ★ **Maintenance-duty tools**

★★★ **Super-duty tools** The heavy-duty tools are top-quality models that exceed the requirements of highly demanding applications and environments. They are engineered with special features for top power, speed and comfort.
 ★★ **Heavy-duty tools**
 ★ **Maintenance-duty tools**

★★★ **Super-duty tools** Maintenance-duty tools are durable, high-quality, impressively powerful.
 ★★ **Heavy-duty tools**
 ★ **Maintenance-duty tools**

Contents

Cordless Tools

Cordless Precision Bolting	6
Cordless 20V Impact Tools	10
Cordless 12V Impact Tools	12



Cordless Tools

Pneumatic Bolting & Drilling

Selection Chart	16
Bolting Torques	17
Air Impacttools	18
ATEX Certified Air Impacttools	24
Large Drills up to 76 mm capacity Applications	26
Impacttools Accessories	27



Pneumatic Bolting & Drilling

Pneumatic Grinding & Finishing

Selection Chart	32
Air Grinders and Sanders	33
Special Air Grinders/Sanders	42
Air Random Orbital Sanders	44
Accessories	45



Grinding & Finishing

Pneumatic Percussive Tools

Air Impact Riveters	48
Air Hammers and Reciprocating Saws	49
Air Scalers and Needle Scalers	50
Air Chippers	51



Percussive Tools

Airline & Additional Accessories

Air Filters, Regulators and Lubricators	56
Quick Release Couplings, Nipples and Hoses	57
Spring Balancers – Tools Lubricants	59



Accessories

Our engineers know that a cordless tool has to Do the Job, Do it Fast, Do it Every Time.

Cordless Tools

- 6 | Cordless Precision Bolting
- 10 | Cordless 20V Impact Tools
- 12 | Cordless 12V Impact Tools

As a world leader in enhancing productivity, Ingersoll Rand is the only company offering cordless tools specifically engineered for industrial MRO tool users. Our cordless tools deliver portability with the reliability of advanced battery/charger technologies and proven Ingersoll Rand power and durability. With Ingersoll Rand you get cordless tools that work as hard as you. Do the Job, Do it Fast, Do it Every Time.

QXM Cordless Torque Multiplier

The innovative QX Series Cordless Torque Multiplier will reduce your assembly time and cost, while ensuring repeatable accuracy for all torque-critical joints. Designed with a premium gearbox and an efficient, time-tested closed-loop transducer, this tool will fasten the bolt, validate, and record each result, managing your total operation.

Accuracy: Ingersoll Rand's closed-loop transducer control at the heart of the tool delivers precise torque and accurate, traceable results—it's precision where you need it most.

Control: A multi-function display module allowing for quick setup and feedback on every QX Series™ tool. User-programmable configurations such as torque, angle and gang count that reduce the number of tools needed for multiple applications.

Comfort: Cordless and compact, the QX Series™ Torque Multiplier allows operators to move freely without the need of bulky air or hydraulic hoses, compressors, generators or powerpacks. Tethering points to safely secure the tool.



QX Multiplier

Communication: USB standard, wireless communication optional. Data management, process control and the ability to adjust tool configurations (Ethernet, fieldbus and I/O capable).

Versatility: Fast programming that makes the tool adaptable to multiple applications. Cordless and portable to allow operators to move freely around any workplace or environment.

QX Multiplier



40-200Nm
100-500Nm



200-1,000Nm
270-1,350Nm



400-2,000Nm

QX Series™ Torque Multiplier Kit



**Kit includes (1) tool, (2) BL2022 5.0 Ah batteries, (1) BC1121-EU charger and (1) tool bag. Hard case available as a separate option.

QX Series™ Angle Torque Multiplier



Ingersoll Rand offers custom Angle Torque Multiplier tools within the torque range from 16 to 2000Nm. Please contact your sales representative for more details.

Common Bolting Strategies

Torque



Achieve desired torque within high and low limits

Angle



Achieve target rotation within high and low limits

Gang Count



Counts all rundowns to ensure all bolts have been fastened

+ If additional control is needed, Ingersoll Rand's ICS software gives you even more options to adapt to the most complicated bolting applications.

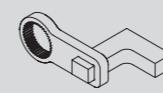
Technical Specifications at 6.2 bar (90 psi) dynamic pressure at inlet

Model No.	MAX nm	1 min rpm	kg	L mm	mm	V	in	Communication
QX Series™ Pistol								
QXC2PT200NPS12	40-200	45	3.62	373	56	20V	3/4"	Via USB Cable Only
QXC2PT500NPS12	100-500	18	3.62	373	56	20V	3/4"	Via USB Cable Only
QXC2PT1000NPS12	200-1,000	9	5.44	419	80	20V	3/4"	Via USB Cable Only
QXC2PT1350NPS16	270-1,350	7	5.44	419	80	20V	1"	Via USB Cable Only
QXC2PT2000NPS16	400-2,000	5	6.80	452	80	20V	1"	Via USB Cable Only
QXX2PT200NPS12	40-200	45	3.62	373	56	20V	3/4"	Wireless Enabled
QXX2PT500NPS12	100-500	18	3.62	373	56	20V	3/4"	Wireless Enabled
QXX2PT1000NPS12	200-1,000	9	5.44	419	80	20V	3/4"	Wireless Enabled
QXX2PT1350NPS16	270-1,350	7	5.44	419	80	20V	1"	Wireless Enabled
QXX2PT2000NPS16	400-2,000	5	6.80	452	80	20V	1"	Wireless Enabled
QX Series™ Pistol Kit*								
QXC2P200S12K2	40-200	45	3.62	373	56	20V	3/4"	Via USB Cable Only
QXC2P500S12K2	100-500	18	3.62	373	56	20V	3/4"	Via USB Cable Only
QXC2P1000S12K2	200-1,000	9	5.44	419	80	20V	3/4"	Via USB Cable Only
QXC2P1350S16K2	270-1,350	7	5.44	419	80	20V	1"	Via USB Cable Only
QXC2P2000S16K2	400-2,000	5	6.80	452	80	20V	1"	Via USB Cable Only
QXX2P200PS12K2	40-200	45	3.62	373	56	20V	3/4"	Wireless Enabled
QXX2P500PS12K2	100-500	18	3.62	373	56	20V	3/4"	Wireless Enabled
QXX2P1000PS12K2	200-1,000	9	5.44	419	80	20V	3/4"	Wireless Enabled
QXX2P1350PS16K2	270-1,350	7	5.44	419	80	20V	1"	Wireless Enabled
QXX2P2000PS16K2	400-2,000	5	6.80	452	80	20V	1"	Wireless Enabled
QX Series™ Angle Wrench								
QXX5A45T0180PS12	16-180	110	4.25	560	150	40V	3/4"	Wireless Enabled
QXX5A45T0270PS12	54-270	77	4.25	560	150	40V	3/4"	Wireless Enabled
QXX2A52T0396PS12	79-395	21	3.54	535	175	20V	3/4"	Wireless Enabled
QXX2A52T0594PS12	119-594	14	4.06	535	175	20V	3/4"	Wireless Enabled
QXX5A52T0880PS12	180-880	23	4.60	560	175	40V	3/4"	Wireless Enabled
QXX5A72T1080PS16	216-1,080	19	5.97	575	195	40V	1"	Wireless Enabled
QXX5A72T1620PS16	324-1,620	13	5.97	575	195	40V	1"	Wireless Enabled

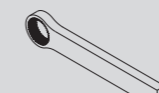
*Kits include bare tool, two (2) BL2022-EU batteries, BC1121-EU charger and TB2 tool bag

Reaction Arms

Ingersoll Rand offers the following variety of reaction arms for different applications. Reaction arms are available in both 52 mm and 72 mm spline drives, depending on the size of the gearbox.



Cranked, 45 or 90 degrees



Straight, aluminum or steel (multiple lengths available)

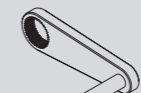
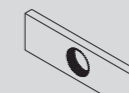


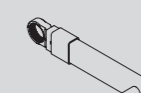
Plate and pin (multiple lengths available)



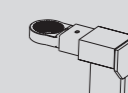
Double-sided



Sliding slave kit (multiple lengths available)



Sliding peg and yoke assembly (multiple lengths available)



Sliding yoke, paddle and yoke assembly (multiple lengths available)



Blank welding ring

IQV20 Series

As power tools are called on to perform, our cordless IQV20 Series 20-volt tools is specially designed by our engineers for industrial MRO and manufacturing applications.

Performance with high power and long-life 20V lithium-ion battery that delivers max torque.

Durability with robust, patented metal reinforced housing withstands repeated drops.

Versatility as cordless portability delivers performance where you need it the most.



IQV20 Impact Wrenches



Technical Specifications

	Model No.	CPN	V	in	Max. Nm	1 min rpm	1 min bpm	kg	L mm	dB(A)	m/s ² /K ⁽²⁾
Impacttools											
Tool only	W5130	48377840	20	3/8" Hog Ring	245	1,700	2,900	1.60	168	91.0	8.8/2.6
Kit ⁽¹⁾	W5130-K22-EU	47530973001									
Tool only	W5131P	48620819	20	3/8", Pin Detent	215	1,900	2,800	1.60	150	86.0	4.7/1.2
Kit ⁽¹⁾	W5131P-K22-EU	47530975001									
Tool only	W5133	47636405001	20	3/8", Square Hog Ring	500	2,100	3,300	2.40	179	90.0	12.6/1.7
Kit ⁽²⁾	W5133-K22-EU	47637349001									
Tool only	W5133P	47624610001	20	3/8", Pin Retainer	500	2,100	3,300	2.40	179	90.0	12.6/1.7
Tool only	W5150	48620801	20	1/2", Hog Ring	245	1,700	2,900	1.60	168	91.0	8.8/2.6
Kit ⁽¹⁾	W5150-K22-EU	47530977001									
Tool only	W5151P	48620827	20	1/2", Pin Detent	215	1,900	2,800	1.60	154	86.0	4.7/1.2
Kit ⁽¹⁾	W5151P-K22-EU	47530979001									
Tool only	W5153	47636406001	20	1/2", Hog Ring	500	2,100	3,300	2.40	183	90.0	12.6/1.7
Kit ⁽²⁾	W5153-K22-EU	47637362001									
Tool only	W5153P	47624611001	20	1/2", Pin Retainer	400	2,100	3,300	2.10	179	90.0	16.1/2.6
Tool only	W7150EU	48391692	20	1/2", Hog Ring	1,057	1,900	2,300	3.10	238	89.0	12.2/1.8
Kit ⁽¹⁾	W7150EU-K22	47524963001									
Tool only	W7152	47633386001	20	1/2", Hog Ring	1,360	1,900	2,450	3.40	207	95.0	17.0/3.7
Kit ⁽¹⁾	W7152-K22-EU	47633406001									
Tool only	W7152P	47633391001	20	1/2", Pin Retainer	1,360	1,900	2,450	3.40	207	95.0	17.0/3.7
Kit ⁽¹⁾	W7152P-K22-EU	47633407001									
Tool only	W7172	47663441001	20	3/4", Square	1,360	1,900	-	3.50	215	95.0	17.0/3.7
Kit ⁽¹⁾	W7172-K22-EU	47663446001									
Tool only	W7252	47633389001	20	1/2", Hog Ring	1,360	1,900	2,035	3.60	257	95.0	17.2/2.3
Kit ⁽¹⁾	W7252-K22-EU	47633408001									
1/4" Hex Impact Driver											
Tool only	W5111	48620793	20	1/4", Hex	215	1,900	2,800	1.60	154	86.0	4.7/1.2
Kit ⁽¹⁾	W5111-K22-EU	47530971001									

(1) Kits include a carrying case with the tool and 2 Li-Ion batteries (5.0 Ah for K22B or 2.5 Ah for K22) and universal charger
(2) Kits include a carrying case with the tool and 2 Li-Ion batteries (2.5 and 5.0 Ah for K22A) and universal charger
(3) ISO28927 – 3-axis measurement: vibration level/measurement uncertainty.



IQV20 Ratchet & Angle Wrenches

Technical Specifications

	Model No.	CPN	V	in	Max. Nm	1 min rpm	kg	L mm	dB(A)	m/s ² /K ⁽³⁾
Ratchet Wrenches										
Tool only	R3130	48621023								
Kit ⁽¹⁾	R3130-K12-EU	47530966001	20	3/8", Square	73	225	2.00	445	86.0	2.8/0.7
Kit ⁽¹⁾	R3130-K22-EU	47530967001								
Tool only	R3150	48621056								
Kit ⁽¹⁾	R3150-K12-EU	47530968001	20	1/2", Square	73	225	2.00	445	86.0	2.8/0.7
Kit ⁽¹⁾	R3150-K22-EU	47530969001								
Tool only	W5350	47514541001	20	1/2", Hog Ring	245	1,900	2.06	439	85.0	10.3/6.3
Kit	W5350-K12-EU	47530981001								
Tool only	W5330	47514540001	20	3/8", Hog Ring	245	1,900	2.06	439	85.0	10.3/6.3
Kit	W5330-K12-EU	47530980001								

IQV20 Drill/Driver

Technical Specifications

	Model No.	CPN	V	Max. Ø mm	Max. Nm	1 min rpm	kg	L mm	dB(A)	m/s ² /K ⁽³⁾
Drill/Driver										
Tool only	D5140	48489546	20	13	80	500/1,900	2.45	235	75.0	< 2.5
Kit ⁽²⁾	D5140-K22-EU	47530987001								

(1) Kits include a carrying case with the tool, 1 Li-Ion battery 2.5 Ah and universal charger.
(2) Kit includes a carrying case with the tool, 2 Li-Ion batteries 5.0 Ah and universal charger.
(3) ISO28927 – 3-axis measurement: vibration level/measurement uncertainty.



IQV20 Cordless Tools Accessories & other tools

Model No.	CPN	Description	Compatibility
BC1121-EU	47507874001	12/20V Charger	All IQV20 tools
BL2012	47515903001	20 V, 2.5 Ah, Li-Ion battery	All IQV20 tools
BL2022	47515902001	20 V, 5.0 Ah, Li-Ion battery	All IQV20 tools
L5110	48489561	LED Task-light 180 LUX	All IQV20 batteries
W7150-BOOT	48401855	Protective tool boot in vinyl material	W7150EU
W7152-BOOT	47621732001	Protective tool boot in vinyl material	W7152, W7152P
W5130-BOOT	48624753	Protective tool boot in vinyl material	W5130, W5150
W5111-BOOT	47499747001	Protective tool boot in vinyl material	W5131P, W5151P, W5111
LUB5130	47503006	Cordless Grease Gun	LUB5130
LUB5130-K12-EU	47503151001	20V Grease Gun 1 Bat Kit, 2.5AH, EU	LUB5130

IQV12 Series

The IQV12 Series 12-volt tools is offering versatile performance, cordless convenience and rugged durability in a light weight and compact tool combined with an ergonomic design that improve accessibility and minimize the operator fatigue.

Accessibility: the compact, cordless design of every IQV12 Series tool makes accessing tight spaces easier.

Comfort: lightweight design and small handles help minimize fatigue, making tools more ergonomic and comfortable to hold.

Durability: reinforced, chemical and impact resistant housings, designed to withstand tough environments.



D1130

IQV12 Impacttools and Screwdrivers



W1130
(with BL1203)

W1110
(with BL1203)

D1410
(with BL1203)

W1130EU-K2 (1)

Technical Specifications

	Model No.	CPN	V	in	Recom. Nm	Max. Nm	1 min rpm	bpm	kg	mm	dB(A)	m/s ² /K ⁽³⁾
Impacttool												
Tool only	W1130	47500084001	12	3/8", Hog Ring	20-100	135	2,700	3,300	1.04	150	82.0	3.8/2.7
Kit (1)	W1130EU-K2	47500089001										
Tool only	W1120	47500081001	12	1/4", Hog Ring	20-100	135	2,700	3,300	1.03	150	82.0	3.8/2.7
Kit (1)	W1120EU-K2	47500088001										
1/4" Hex Impact Driver												
Tool only	W1110	47500078001	12	1/4", Hex	20-100	135	2,700	3,300	1.05	150	82.0	4.5/3.0
Kit (1)	W1110EU-K2	47500087001										
Screwdriver												
Tool only	D1410	47500114001	12	1/4", Hex	2-20	23	400-1,600	-	0.95	130	64.0	< 2.5
Kit (1)	D1410EU-K2	47500117001										

(1) Kits include a bag with the tool, 2 Li-Ion batteries and universal charger.
(2) ISO28927 - 3-axis measurement: vibration level/measurement uncertainty.



See accessories on following page



R1130 (with BL1203)

R1130EU-K1 kit (1)

D1130 (with BL1203)

D1130EU-K2 (2)

IQV12 Ratchet Wrenches

Technical Specifications

	Model No.	CPN	V	in	Recom. Nm	Max. Nm	1 min rpm	kg	mm	dB(A)	m/s ² /K ⁽³⁾
Ratchet Wrenches											
Tool only	R1120	47500060001	12	1/4" Square	7-34	40	260	0.98	280	86.0	2.8/0.7
Kit (1)	R1120EU-K1	47500064001									
Tool only	R1130	47500062001	12	3/8" Square	7-34	40	260	0.98	280	76.0	< 2.5
Kit (1)	R1130EU-K1	47500065001									

IQV12 Drill/Driver

Technical Specifications

	Model No.	CPN	V	Max. Nm	1 min rpm	kg	mm	dB(A)	m/s ² /K ⁽³⁾
Drill/Driver									
Tool only	D1130	47500112001	12	23	400-1,600	1.10	190	64.0	< 2.5
Kit (2)	D1130EU-K2	47500116001							

IQV12 Specialty Tools

Technical Specifications

	Model No.	CPN	V	mm	mm	1 min rpm	bpm	kg	mm	dB(A)	m/s ² /K ⁽³⁾	
Polisher / Sander												
Tool	G1621	47542795001	12	50 (2")	-	-	2,200	-	1.28	144	67.0	3.0 / 0.8
Kit (2)	G162EU-K2	47540140001										
Belt Sander												
Tool	G1811	47559185001	12	-	-	10x330	7,000	-	1.00	212	67.0	3.0 / 0.8
Kit (2)	G1811EU-K2	47559180001										
Reciprocating Saw												
Tool	C1101	47559324001	12	-	14	-	-	3,300	0.97	298	77.0	17.9 / 7.8
Kit (2)	C1101EU-K2	47559320001										

IQV12 Cordless Tools Accessories

Model No.	CPN	Description	Compatibility
BC1110-EU	47499973001	12/20V Charger	All IQV20 tools
BL1203	24206179	12 V, 2 Ah Li-Ion battery	All IQV12 tools
L1110	47500109001	LED Task-light 180 LUX	BL1203 battery

(1) Kits include a bag with the tool, 1 Li-Ion battery and universal charger.
(2) Kit includes a bag with the tool, 2 Li-Ion batteries and universal charger.
(3) ISO28927 - 3-axis measurement: vibration level/measurement uncertainty.



BC1110-EU Charger

BL1203

L1110

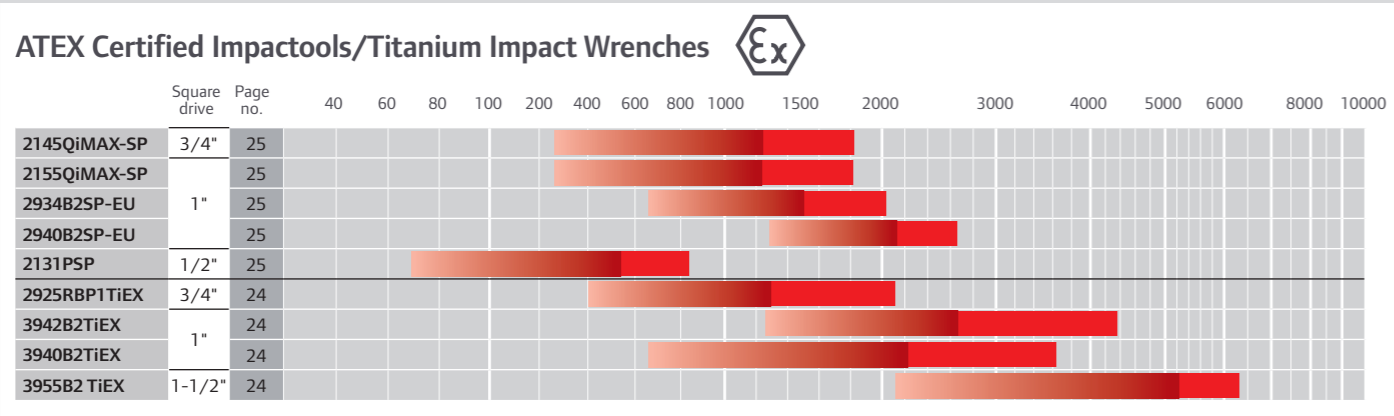
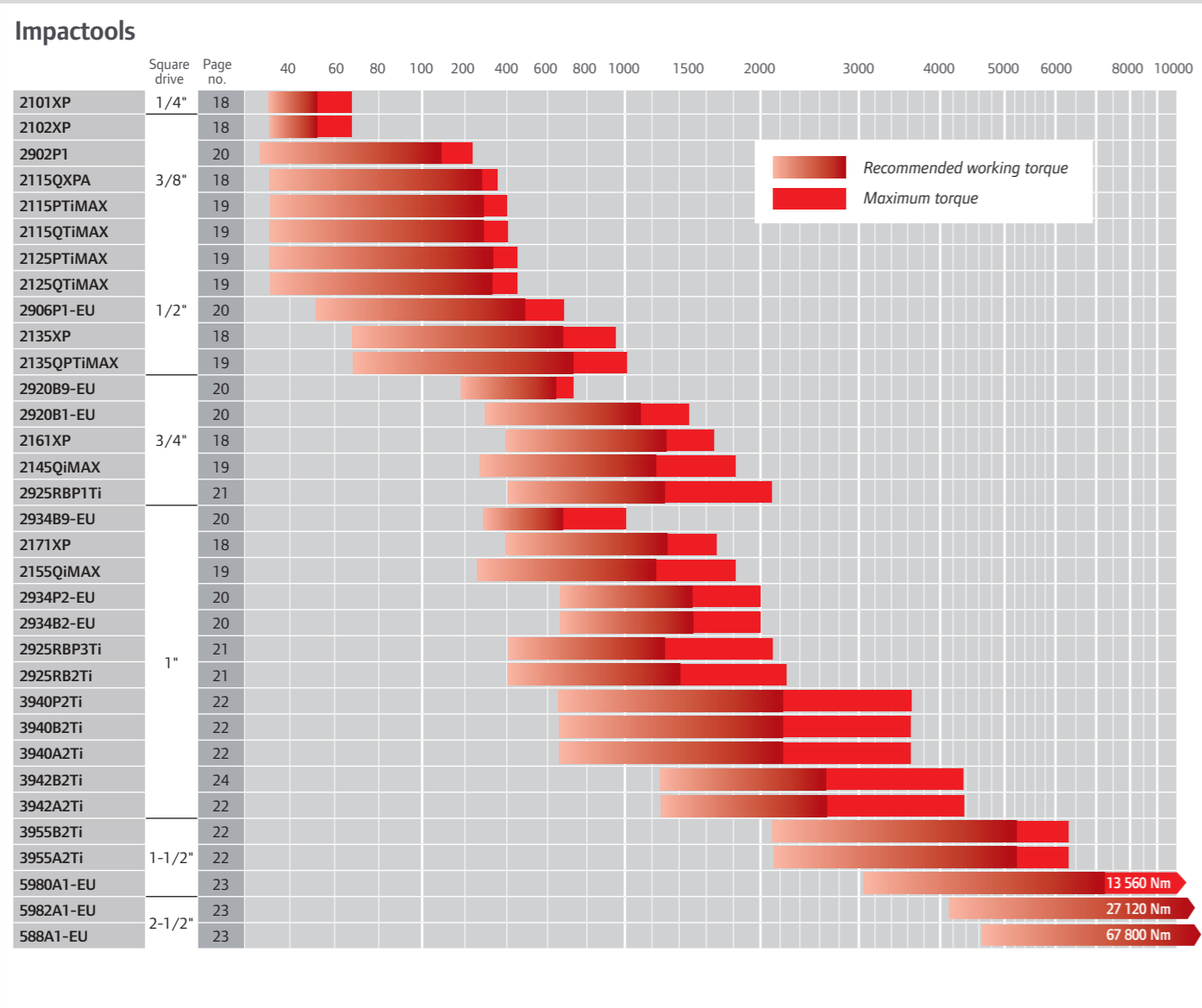
Performance
Reliability
Durability



Pneumatic Bolting & Drilling

- 16 | Selection Chart
- 17 | Bolting Torques
- 18 | Air Impactools
- 24 | ATEX Certified Air Impactools
- 26 | Large Drills up to 76 mm capacity
- 27 | Impactools Accessories

Productivity has come a long way since Ingersoll Rand introduced the first Impactool™ in 1934. What has not changed is our reputation for world-class tools that set the industry standard for power, durability, and reliability. Every Impactool bearing the Ingersoll Rand name reflects our commitment to delivering cutting-edge tool designs that work as hard as you do and provide maximum comfort, safety, efficiency, and serviceability. Throughout this catalog, you will find Ingersoll Rand Impactools offering several different impact technologies to best suit your wide range of applications.



DIN267 Bolt Grade: bolt grade consists of two figures which refer to the following characteristics of the bolt:
1st digit = 10% of breaking load in kg/mm² — **2nd digit** = 10% of ratio between minimum elastic limit and minimum breaking load.

Bolt grade DIN267 ⇨		3.6	4.6	4.8	5.6	5.8	6.8	8.8	10.9	12.9
mm	mm	Maximum torque in Nm								
M4	7	0.85	1.1	1.5	1.4	1.9	2.3	2.9	4.1	4.9
M5	9	1.7	2.2	3.0	2.8	3.7	4.5	6.0	8.5	10
M6	10	2.9	3.8	5.1	4.8	6.4	7.7	10	14	17
M8	13	7.0	9.3	12	12	16	19	25	35	41
M10	17	14	19	25	23	31	37	49	69	83
M12	19	24	32	43	40	54	65	86	120	145
M14	22	39	51	68	64	86	105	135	190	230
M16	24	59	79	105	98	130	155	210	295	355
M18	27	81	110	145	135	180	215	290	405	485
M20	30	115	155	205	190	255	305	410	580	690
M22	32	155	205	275	260	345	415	550	780	930
M24	36	200	265	350	330	440	530	710	1000	1200
M27	41	295	390	520	490	650	780	1050	1500	1800
M30	46	395	530	710	660	880	1050	1450	2000	2400
M33	50	540	720	960	900	1200	1450	1900	2700	3250
M36	55	690	920	1250	1150	1550	1850	2450	3450	4150
M39	60	920	1200	1600	1500	2000	2400	3200	4500	5400
M42	65	1100	1500	1950	1850	2450	2950	3950	5550	6650
M45	70	1400	1850	2450	2300	3100	3700	4950	6950	8350
M48	75	1700	2250	3000	2800	3750	4450	5950	8400	10100
M52	80	2150	2900	3850	3600	4800	5750	7650	10800	12900
M56	85	2700	3600	4800	4500	5950	7150	9550	13400	16100
M60	90	3350	4450	5950	5550	7400	8900	11900	16700	20000
M64	95	4000	5350	7150	6700	8950	10700	14300	20100	24100
M68	100	4850	6500	8650	8100	10800	13000	17300	24300	29100

Impact Mechanisms


Ingersoll Rand Impacttools and Wrenches are available in a choice of configurations with straight or pistol grip handles and inside or outside triggers – Square drives from 3/8" to 2-1/2" are offered. They use the most advanced materials and design to provide unequalled power to weight ratios – some tools are specially designed for use in hazardous industrial areas.

Three powerful impact mechanism designs available

Twin Hammer, delivers more power per pound and is less sensitive to air pressure fluctuations than any other design – Smooth, balanced blow – High power-to-weight ratio – Suitable for hard or soft-draw applications. This Ingersoll Rand technology has become the industry standard. An automatic pressure feed grease system supplies grease to the impact mechanism.

Jumbo Hammer, performs similarly to the Twin Hammer but contains only three working parts. An automatic pressure feed grease system supplies grease to the impact mechanism.

Ball & Cam mechanisms are ideal for soft draw applications and are commonly used in larger impacttools.



2100XP-Series

Perfect for any maintenance and repair application, the 2100XP Series tools deliver maximum power and control, along with unmatched reliability that comes from more than a century of proven engineering and innovation.

Performance: Ingersoll Rand Twin Hammer impact mechanism is the strongest, most durable and longest life mechanism in the industry.

Control: one-hand forward/reverse switch for easy operation and power regulator.

Comfort: ergonomic handle design and textured finish provide a secure and comfortable grip.



2135XP

Air Impacttools



Technical Specifications at 6.2 bar (90 psi) dynamic pressure at inlet

Model No.	CPN	in	Recom. Nm	Max. Nm	1 min rpm	1 min bpm	kg	L mm	in (NPT)	mm	Max. I/s	dB(A)	m/s ² /K ⁽¹⁾
Air Impacttools/Simple Hammer Mechanism													
2101XPA	47520745001	1/4" Square	34-54	75	14,500	3,650	0.70	175	1/4"	10	4.7	84.8	3.0/1.0
2102XPA	47520747001	3/8" ring type	34-54	75	14,500	3,650	0.70	175	1/4"	10	4.7	84.8	3.0/1.0
Air Impacttools/Twin Hammer Mechanism													
2115QXPA	45632130	3/8" ring type	34-285	370	15,000	1,500	1.13	151	1/4"	10	8.0	94.0	7.5/1.8
2135QXPA	47517913001	1/2" ring type	68-680	1,057	9,800	1,250	1.80	187	1/4"	10	NA	90.7	13.3/4.6
2135QXPA	47518811001	1/2" Pin Anvil	949	1,057	11,000	1,250	1.80	189	1/4"	10	NA	90.7	13.3/4.6
2161XP	01372085	3/4" ring type	407-1,356	1,695	6,000	1,025	5.35	216	3/8"	13	21.5	94.7	9.8/1.8
2171XP	01378165	1" ring type	407-1,356	1,695	6,000	1,025	5.47	226	3/8"	13	21.5	94.7	10.3/1.3

(1) ISO28927 - 3-axis measurement: vibration level/measurement uncertainty.

2100XP-Series Accessories

Model No.	CPN	Description	Compatibility
2115M-BOOT	45602174	Protective tool boot in vinyl material	2115QXPA
2130-BOOT	45505369	Protective tool boot in vinyl material	2130XP
2135M-BOOT	45545977	Protective tool boot in vinyl material	2135QXPA
2161-BOOT	45505401	Protective tool boot in vinyl material	2161XP, 2171XP

2100MAX-Series

The 2100MAX Series are premium quality tools for the most demanding applications. Engineered with special features for maximum power, control and reliability. Their new design includes enhanced controls for even greater comfort and convenience.

Performance: Ingersoll Rand Twin Hammer impact mechanism is the strongest, most durable and longest life mechanism in the industry.

Control: feather-touch trigger, wider range of power regulator settings in forward, always maximum power in reverse.

Comfort: ergonomic composite housing is lightweight, protects from cold air and offers great operator comfort. Patented Quiet Tool technology - reduces sound levels caused by air pulsating through the impact motor.



2235QiMAX



2100MAX-Series power and reverse controls

Technical Specifications at 6.2 bar (90 psi) dynamic pressure at inlet

Model No.	CPN	in	Recom. Nm	Max. Nm	1 min rpm	1 min bpm	kg	L mm	in (NPT)	mm	Max. I/s	dB(A)	m/s ² /K ⁽¹⁾
Air Impacttools/Twin Hammer Mechanism													
2115PTiMAX	45587540	3/8" pin type	34-312	407	15,000	1,500	1.13	151	1/4"	10	8.0	93.2	7.5/1.8
2115QTiMAX	45587326	3/8" ring type	34-312	407	15,000	1,500	1.13	151	1/4"	10	8.0	93.2	7.5/1.8
2125PTiMAX	45587565	1/2" pin type	34-340	450	15,000	1,500	1.14	155	1/4"	10	8.0	93.2	7.5/1.8
2125QTiMAX	45587524	1/2" ring type	34-340	450	15,000	1,500	1.14	155	1/4"	10	8.0	93.2	7.5/1.8
2135QTiMAX	45535572	1/2" pin type	68-746	1,057	9,800	1,250	1.84	187	1/4"	10	11.3	94.2	13.3/4.6
2235QTiMAX	47517574001	1/2" ring type	90-1180	1,220	8,500	1,220	2.10	193	1/4"	10	11.3	91.9	9.0/2.8
2145QiMAX	45624327	3/4" ring type	271-1220	1,830	1,150	1,150	3.35	217	3/8"	13	15.1	96.3	8.7/2.7
2155QiMAX	47123450	1" ring type	271-1220	1,830	1,150	1,150	3.40	225	3/8"	13	15.1	96.3	8.7/2.7

(1) ISO28927 - 3-axis measurement: vibration level/measurement uncertainty.

2100MAX-Series Accessories

Model No.	CPN	Description	Compatibility
2115M-BOOT	45602174	Protective tool boot in vinyl material	2115PTiMAX, 2115QTiMAX, 2125PTiMAX, 2125QTiMAX
2235M-BOOT	47520153001	Protective tool boot in vinyl material	2235QTiMAX, 2235QTiMAX
2145M-BOOT	48385033	Protective tool boot in vinyl material	2145QiMAX, 2155QiMAX

2235M-BOOT



2900-Series

The 2900 Series is designed with durability in mind, from the vanes turning the motor to the hammer frames and anvil for intensive and heavy-duty industrial maintenance and production applications.

Control: 5-position power regulator helps adjusting the power to the application on 2902P1 and 2906P1. 90° angle drive available on 2920 and 2934 impacttools.

Reliability: Ingersoll Rand Twin Hammer impact mechanism (except 2902P1). Pressure-fed mechanism lubrication.

Comfort: integral muffler reducing operator's fatigue. Ergonomic auxiliary handle provides excellent maneuverability.



2920B1-EU



Technical Specifications at 6.2 bar (90 psi) dynamic pressure at inlet

Model No.	CPN	Profile	in(1)	Recom. Nm	Max. Nm	1 min rpm	1 min bpm	kg	L mm	in (NPT)	mm	Max. l/s	dB(A)	m/s ² /K(2)
Air Impactool/Jumbo Hammer Mechanism														
2902P1	01198498	P	3/8" pin type	27-163	244	10,000	1,500	1.25	140	1/4"	10	7.0	79.7	7.6/1.8
Air Impactool/Twin Hammer Mechanism														
2906P1-EU	01337609	P	1/2" pin type	54-475	678	5,000	1,200	2.72	175	1/4"	10	10.8	83.7	7.2/0.8
2934P2-EU	01337989	P	1" hole type	678-1,490	2,034	5,300	825	9.07	219	1/2"	19	22.1	92.4	18.3/5.3
2920B1-EU	01338045	B	3/4" hole type	339-1,085	1,492	5,000	950	5.98	318	3/8"	13	17.0	87.9	19.9/6.6
2934B2-EU	01337591	B	1" hole type	678-1,490	2,034	6,600	750	8.39	286	1/2"	19	22.1	97.9	18.8/3.7
2920B9-EU	01338896	B9	3/4" hole type	203-678	746	5,000	950	10.75	445	3/8"	13	17.0	91.8	19.9/6.6
2934B9-EU	01338227	B9	1" hole type	339-678	1,017	5,300	780	16.2	473	1/2"	19	22.1	96.2	30.8/10.2

(1) Hole-type square drives for use with socket retaining rings (see description page 28).

(2) ISO28927 - 3-axis measurement: vibration level/measurement uncertainty.

2900-Series Accessories

Model No.	CPN	Description	Compatibility
212-BOOT	45505344	Protective tool boot in vinyl material	2902P1


2925-Series

The 2925 Series comes with an unbeatable feature list which meets the most demanding requirements for enhanced performance and unbeatable durability in super heavy industrial applications.

Performance: Ingersoll Rand Twin Hammer impact mechanism.

Durability: Titanium hammer case is lightweight with unparalleled durability. Corrode-X™-corrosion resistant treatment on internal parts guards against contaminants in the air system.

Adaptability: the motor can be easily converted to provide maximum torque in forward direction for fastening applications.



2925RB2Ti



Technical Specifications at 6.2 bar (90 psi) dynamic pressure at inlet

Model No.	CPN	Profile	in(1)	Recom. Nm	Max. Nm	1 min rpm	1 min bpm	kg	L mm	in (NPT)	mm	Max. l/s	dB(A)	m/s ² /K(2)
Air Impactool/Twin Hammer Mechanism														
2925RBP1Ti	80147036	P	3/4" hole type	1,763	2,169	5,200	1,050	5.44	226	3/8"	13	28.3	95.9	10.5
2925RBP3Ti	80147044	P	1" hole type	407-1,288	2,169	5,200	1,050	5.54	230	3/8"	13	28.0	98.0	10.5/1.0
2925RB2Ti	80147051	B	1" hole type	407-1,356	2,304	6,500	900	6.89	334	3/8"	13	28.0	100.2	9.8/1.3

(1) Hole-type square drives for use with socket retaining rings (see description page 28).

(2) ISO28927 - 3-axis measurement: vibration level/measurement uncertainty.



See our impact sockets and impact socket sets on pages 27-29

3900-Series

The revolutionary design of the 3900 Series gives more power and greater durability than any competitive model. From the inside out, the comprehensive list of features and benefits makes it the only choice for professionals in the oil and gas, power generation and other demanding industries.

Performance: 6,780 Nm (5,000 ft-lb) of maximum torque in reverse. Twin Hammer impact mechanism. High-performance motor package includes 7-vane rotor and bronze end-plates – can be easily converted to provide maximum torque in forward direction for fastening applications.

Durability: lightweight titanium hammer case with unparalleled durability. Corrosion- and wear-resistant bronze end-plates.




5000-Series

The 5000 Series is designed with durability in mind, from the vanes turning the motor to the hammer frames and anvils. Proprietary hardening and treatment processes and excellence in manufacturing all add up to the longest lasting, hardest hitting impact tools in the business.

Performance: for fast removal and tightening of large fasteners. 588A1-EU model is the most powerful Impactool in the world.

Convenience: portable, easy to handle or suspend with vertical and horizontal hangers.

Durability: built-in lubricator and high resistance hammer case.



Technical Specifications at 6.2 bar (90 psi) dynamic pressure at inlet

Model No.	CPN	Profile	in(1)	Recom. Nm	Max. Nm	1 min rpm	1 min bpm	kg	L mm	in (NPT)	mm	Max. l/s	dB(A)	m/s ² /K(2)
Air Impactool/Twin Hammer Mechanism														
3940P2Ti	80162597	P	1" hole type	678-2,237	3,729	5,300	800	9.3	256	1/2"	19	35	97.8	14.2/2.0
3940A2Ti	80150402	A	1" hole type	678-2,237	3,729	6,000	800	9.6	341	1/2"	19	35	106.6	13.1/1.6
3942A2Ti	80152960	A	1" hole type	1,356-2,644	4,407	5,000	850	10.5	361	1/2"	19	44	103.4	16.9/4.6
3955A2Ti	80153562	A	1-1/2" hole type	2,170-5,290	6,780	2,750	700	15.7	423	1/2"	19	37	102.0	20.8/8.5
3940B2Ti	10568301	B	1" hole type	678-2,237	3,729	6,000	800	9.6	341	1/2"	19	35	100.6	13.1/1.6
3942B2Ti	80152978	B	1" hole type	1,356-2,644	4,407	5,000	850	10.5	361	1/2"	19	44	102.0	16.9/4.6
3955B2Ti	80151103	B	1-1/2" hole type	2,170-5,290	6,780	2,750	700	15.7	423	1/2"	19	37	102.0	20.8/8.5

(1) Hole-type square drives for use with socket retaining rings (See description page 28).

(2) ISO28927 – 3-axis measurement: vibration level/measurement uncertainty.

Technical Specifications at 6.2 bar (90 psi) dynamic pressure at inlet

Model No.	CPN	in(1)	Recom. Nm	Max. Nm	1 min rpm	1 min bpm	kg	L mm	in (NPT)	mm	Max. l/s	dB(A)
Air Impactool/Ball & Cam Impact Mechanism												
5980A1-EU	01337799	1-1/2" hole type	3,119-7,460	13,560	830	1,000	39.9	584	3/4"	25	65	106.1
5982A1-EU	01338516	2-1/2" hole type	5,424-13,560	27,120	830	850	54.5	645	3/4"	25	61	105.1
588A1-EU	01337880	2-1/2" hole type	16,270-33,900	67,800	355	550	97.5	646	1"	25	73	113.0

(1) Hole-type square drives for use with socket retaining rings (See description page 28).

ATEX Tools

When it comes to getting the toughest jobs done, professionals around the world choose Ingersoll Rand. With tools specifically designed to meet ATEX Zone 1 or Zone 2 requirements, we meet the most demanding safety regulations for working in dangerous atmospheres. From petrochemical refineries to plastic manufacturers, Ingersoll Rand offers safe and productive solutions to meet the demands of our customers.

3940/3942 Series Tools- Ex h IIA T4 Gb X
All other Tools- Ex h IIA T6 Gb X

Performance: Torque is what counts: the performance of our ATEX tools gives you the power you need to deal with challenging jobs, especially off-shore or in other adverse environments.

Reliability: Minimizing downtime: thanks to pressure fed-lubrication technology and the outstanding quality of Ingersoll Rand tools, our extended maintenance intervals give you more time to get the job done.



Durability: It doesn't get tougher than saltwater: in order to ensure corrosion resistance and improve overall durability, Ingersoll Rand selects only the finest materials and uses ultimately robust titanium parts.

Applications: From exploration and production to refining and processing of crude oil and gas products, Ingersoll Rand offers safe and productive solutions that meet the demands for zone 1 ATEX certified tools.

ATEX Tools

Ingersoll Rand has always offered products to be used in hazardous atmospheres. As well as the standard classic Impactools with housings in a special spark resistant alloy, investment in low static spark composite technology has made possible a new range of lightweight impacttools which are fully certified to classifications under the new European Directives 94/9/EC and 1999/92/EC – commonly known as the ATEX Directives.

These are the tool of choice for specialized applications within the petrochemical and mining industries, and in any production or processing areas where hazardous atmospheres can occur.

Safety: ATEX certification EX I M2 c IIB 95°C X and EX II 2 GD c IIB 95°C X allows these tools to be used in potentially explosive atmosphere in compliance with European Community Directives 94/9/EC and 1999/92/EC



Reliability: Ingersoll Rand Twin Hammer impact mechanism. Pressure-fed mechanism lubrication.

Control: feather-touch trigger allows precise delivery of power and speed.



Technical Specifications at 6.2 bar (90 psi) dynamic pressure at inlet

Model No.	Profile	in(1)	Recom. Nm	Max. Nm	1 min rpm	1 min bpm	kg	L mm	in (NPT)	mm	Max. I/s	dB(A)	m/s ² /K(2)
Air Drills													
7803RAKCEX	P	1/2" hole type	-	-	500	-	3.67	200	1/4"	10	27.0	94.0	> 2.5
7802RAKCEX	B	1/2" hole type	-	-	2,000	-	2.99	175	3/8"	10	26.0	94.0	2.8
Impact Wrench													
2131PEX	P	1/2" hole type	68-542	813	9,500	1,250	2.00	190	1/4"	10	11.0	93.7	8.3/1.1
Titanium Impact Wrench													
2925RBP1TiEX	P	3/4" hole type	407-1,288	2,169	5,200	1,050	5.44	225	3/8"	13	28.0	98.0	10.5/1.0
3940B2TiEX	B	1" hole type	678-2,237	3,729	6,000	800	9.6	341	1/2"	19	35	106.6	13.1/1.6
3942B2TiEX	B	1" hole type	1,356-2,644	4,407	5,000	850	10.5	361	1/2"	19	44	103.4	16.9/4.6
3955B2TiEX	B	1-1/2" hole type	2,170-5,290	6,780	2,750	700	15.7	423	1/2"	19	37	102.0	20.8/8.5

(1) Hole-type square drives for use with socket retaining rings (see description page 28).
(2) ISO28927 – 3-axis measurement: vibration level/measurement uncertainty.

Technical Specifications at 6.2 bar (90 psi) dynamic pressure at inlet

Model No.	CPN	Profile	in(1)	Recom. Nm	Max. Nm	1 min rpm	1 min bpm	kg	L mm	in (NPT)	mm	Max. I/s	dB(A)	m/s ² /K(2)
Air Impactool/Twin Hammer Mechanism														
2131PSP	45471687	P	1/2" hole type	68-542	813	9,500	1,250	2.00	190	1/4"	10	11.0	93.7	8.3/1.1
2145QiMAX-SP	47122585	P	3/4" hole type	271-1,220	1,830	6,300	1,150	3.35	217	3/8"	13	15.1	96.3	8.7/2.7
2155QiMAX-SP	47122619	P	1" hole type	271-1,220	1,830	6,300	1,150	3.36	225	3/8"	13	15.1	96.3	8.7/2.7
2934B2SP-EU	01337682	B	1" hole type	678-1,490	2,034	6,600	750	10.0	286	1/2"	19	22.0	97.9	18.8/3.7
2940B2SP-EU	01337583	B	1" hole type	1,360-2,170	2,710	5,000	850	8.40	311	1/2"	19	27.0	97.8	17.8/3.4

(1) Hole-type square drives for use with socket retaining rings (see description page 28).
(2) ISO28927 – 3-axis measurement: vibration level/measurement uncertainty.

Large Drills

These heavy duty drills are ideal for opening and closing large valves, or drilling large diameter holes between 14 mm – 76 mm.

22 Series:


- Ball bearing support for long life and efficient operation.
- Durable spur gearing.
- Governed motor regulates air to the motor to keep drill working at the peak of its power curve.
- Selection of speeds to match all applications.

33, 44 and 551 Series:

- Graduated roll throttle for excellent speed control.
- Ball bearing support for long life and efficient operation.
- Strong, lightweight heat-treated aluminum housing for strength without weight.



33SKA-EU



Technical Specifications at 6.2 bar (90 psi) dynamic pressure at inlet

Model No.	CPN	kWatt kWatt	1 min rpm	mm	mm	mm	kg	H mm	mm	in (BSP)	l/s	m/s ² /K ⁽¹⁾		
Large Drills														
22KA1-EU	01341809	1.30	725	A	0-1/2"	14	11	11	7.0	448	3/8"	13	26	< 2.5
22KWA1-EU	01340108	1.30	725	C	1/2" (2)	14	-	-	6.5	438	3/8"	13	26	< 2.5
22MA2-EU	01338292	1.30	350	B	No. 2	22	16	16	6.5	473	3/8"	13	26	< 2.5
33SKA-EU	01338623	2.20	300	B	No. 3	32	25	28	11.7	355	1/2"	19	40	< 2.5
33SMA-EU	01339449	2.20	185	B	No. 3	32	32	41	14.1	427	1/2"	19	40	< 2.5
44SMA-EU	01338953	2.68	155	B	No. 4	51	51	51	19.8	463	1/2"	19	48	< 2.5
551SMA-EU	01340959	4.66	120	B	No. 5	76	64	64	31.3	556	1"	25	75	< 2.5

(1) ISO28927 – 3-axis measurement: vibration level/measurement uncertainty.
(2) 1/2" stub taper, threaded.

Metric Impact Socket Sets

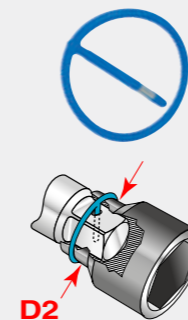
- Impact-grade toughness – designed for high-torque applications.
- Forged chrome-molybdenum steel for high strength durability.
- Electro-phosphate finish on 1/4 to 1" drive sizes – projects a sleek look and high visibility.
- Laser-etched socket size labelling for easy size identification.



Sockets sold individually. See next page

Model no.	Square drive and CPN	Description	Model no.	Square drive and CPN	Description
Model no. SK2M12	1/4" CPN: 81287336	Contains 6, 7, 8, 9, 10, 11, 12, 13 and 14 mm sockets, 50 and 100 mm extensions bars, 3/8"F to 1/4"M adapter.	Model no. SK4M18	1/2" CPN: 81287385	Contains 9 standard sockets (10, 11, 13, 14, 17, 19, 21, 22 and 24 mm), 4 deep sockets (13, 14, 21 and 24 mm), 3 deep/thin wall sockets (17, 19 and 21 mm), 125 mm extension bar and 1/2" square drive power joint.
Model no. SK3M10	3/8" CPN: 81287344	Contains 9, 10, 11, 12, 13, 14, 15, 16, 17 and 19 mm sockets.	Model no. SK4M7U	1/2" CPN: 80171093	Contains 7 sockets, pre-fitted on power joints to facilitate works with very limited accessibility (13, 14, 15, 17, 19, 21 and 22 mm)
Model no. SK4M5L	1/2" CPN: 81287369	Contains 5 deep sockets (17, 19, 21, 22 and 24 mm).	Model no. SK6M6L	3/4" CPN: 81287401	Contains 6 extended sockets (24, 27, 30, 32, 33 and 36 mm).
Model no. SK4M14	1/2" CPN: 81287351	Contains 14 sockets (10, 11, 12, 13, 14, 15, 16, 17, 18, 19, 21, 22, 23 and 24 mm).	Model no. SK8M4L	1" CPN: 81287419	Contains 4 extended sockets (27, 30, 32 and 33 mm).

Retaining Rings



Part no.	CPN	Qty.	Internal Ø	Material	Part no.	CPN	Qty.	Internal Ø	Material
RR10001	49825524	10	15.0 mm	Plastic	RR10010	80206477	10	37.0 mm	Plastic
RR10002	49825532	10	17.0 mm	Plastic	RR10034S	03809266	1	41.5 mm	Plastic + Steel insert
RR10003	49825540	10	19.0 mm	Plastic	RR10008S	03809274	1	44.5 mm	Plastic + Steel insert
RR10004	49825557	10	20.0 mm	Plastic	RR10010S	03809282	1	49.0 mm	Plastic + Steel insert
RR10005	49825565	10	22.0 mm	Plastic	RR10015S	03809290	1	54-57 mm	Plastic + Steel insert
RR10006	49825573	10	24.0 mm	Plastic	RR10017S	03816063	1	63.5 mm	Plastic + Steel insert
RR10007	49825581	10	24.0 mm	Plastic	RR10019S	03809308IRI	1	67.0 mm	Plastic + Steel insert
RR10008	49825599	10	29.0 mm	Plastic	RR10020S	03809316	1	76.0 mm	Plastic + Steel insert
RR10005S	03816055	1	32.0 mm	Plastic + Steel insert	RR10025S	03809324	1	86.0 mm	Plastic + Steel insert
RR10009	49825607	10	33.0 mm	Plastic	RR10030S	03809332	1	98.5 mm	Plastic + Steel insert
RR10032S	03809258	1	36.5 mm	Plastic + Steel insert	RR10035S	03809340	1	111.0 mm	Plastic + Steel insert

Because of the elasticity of the material, the diameter at the female square drive of the socket (D2) can be slightly larger than the ring.
Note: The retainer rings must have a tight fit on the socket.

Metric Impact Sockets

A/F	1/4"		3/8"		1/2"		3/4"		1"		1-1/2"		2-1/2"
	Standard socket	Deep socket	Standard socket	Deep socket	Standard socket	Deep socket	Standard socket	Deep socket	Standard socket	Deep socket	Standard socket	Deep socket	Standard socket
4 mm	S62M4	—	—	—	—	—	—	—	—	—	—	—	—
5 mm	S62M5	—	—	—	—	—	—	—	—	—	—	—	—
6 mm	S62M6	—	—	—	—	—	—	—	—	—	—	—	—
7 mm	S62M7	S63M7	S63M7L	—	—	—	—	—	—	—	—	—	—
8 mm	S62M8	S63M8	S63M8L	S64M8	S64M8L	—	—	—	—	—	—	—	—
9 mm	S62M9	S63M9	S63M9L	S64M9	S64M9L	—	—	—	—	—	—	—	—
10 mm	S62M10	S63M10	S63M10L	S64M10	S64M10L	—	—	—	—	—	—	—	—
11 mm	S62M11	S63M11	S63M11L	S64M11	S64M11L	—	—	—	—	—	—	—	—
12 mm	S62M12	S63M12	S63M12L	S64M12	S64M12L	—	—	—	—	—	—	—	—
13 mm	S62M13	S63M13	S63M13L	S64M13	S64M13L	—	—	—	—	—	—	—	—
14 mm	S62M14	S63M14	S63M14L	S64M14	S64M14L	—	—	—	—	—	—	—	—
15 mm	—	S63M15	S63M15L	S64M15	S64M15L	—	—	—	—	—	—	—	—
16 mm	—	S63M16	S63M16L	S64M16	S64M16L	—	—	—	—	—	—	—	—
17 mm	—	S63M17	S63M17L	S64M17	S64M17L	S66M17	S66M17L	—	—	—	—	—	—
18 mm	—	S63M18	S63M18L	S64M18	S64M18L	S66M18	—	—	—	—	—	—	—
19 mm	—	S63M19	S63M19L	S64M19	S64M19L	S66M19	S66M19L	S68M19	S68M19L	—	—	—	—
20 mm	—	S63M20	S63M20L	S64M20	S64M20L	S66M20	S66M20L	—	—	—	—	—	—
21 mm	—	S63M21	S63M21L	S64M21	S64M21L	S66M21	S66M21L	S68M21	S68M21L	—	—	—	—
22 mm	—	S63M22	S63M22L	S64M22	S64M22L	S66M22	S66M22L	S68M22	S68M22L	—	—	—	—
23 mm	—	—	—	S64M23	S64M23L	S66M23	S66M23L	S68M23	S68M23L	—	—	—	—
24 mm	—	—	—	S64M24	S64M24L	S66M24	S66M24L	S68M24	S68M24L	—	—	—	—
25 mm	—	—	—	S64M25	S64M25L	S66M25	S66M25L	S68M25	S68M25L	—	—	—	—
26 mm	—	—	—	S64M26	S64M26L	S66M26	S66M26L	S68M26	S68M26L	—	—	—	—
27 mm	—	—	—	S64M27	S64M27L	S66M27	S66M27L	S68M27	S68M27L	—	—	—	—
28 mm	—	—	—	S64M28	S64M28L	S66M28	S66M28L	S68M28	S68M28L	—	—	—	—
29 mm	—	—	—	S64M29	S64M29L	S66M29	S66M29L	S68M29	S68M29L	—	—	—	—
30 mm	—	—	—	S64M30	S64M30L	S66M30	S66M30L	S68M30	S68M30L	S612M30	—	—	—
31 mm	—	—	—	—	—	S66M31	S66M31L	—	—	—	—	—	—
32 mm	—	—	—	S64M32	S64M32L	S66M32	S66M32L	S68M32	S68M32L	S612M32	—	—	—
33 mm	—	—	—	S64M33	S64M33L	S66M33	S66M33L	S68M33	S68M33L	—	—	—	—
34 mm	—	—	—	S64M34	S64M34L	S66M34	S66M34L	S68M34	S68M34L	—	—	—	—
35 mm	—	—	—	—	—	S66M35	S66M35L	S68M35	S68M35L	S612M35	—	—	—
36 mm	—	—	—	S64M36	S64M36L	S66M36	S66M36L	S68M36	S68M36L	S612M36	—	—	—
37 mm	—	—	—	—	—	S66M37	—	—	—	—	—	—	—
38 mm	—	—	—	—	—	S66M38	S66M38L	S68M38	S68M38L	S612M38	—	—	—
40 mm	—	—	—	—	—	S66M40	S66M40L	S68M40	S68M40L	—	—	—	—
41 mm	—	—	—	—	—	S66M41	S66M41L	S68M41	S68M41L	S612M41	S612M41L	—	—
42 mm	—	—	—	—	—	S66M42	S66M42L	S68M42	S68M42L	—	—	—	—
43 mm	—	—	—	—	—	S66M43	S66M43L	—	—	—	—	—	—
45 mm	—	—	—	—	—	—	—	S68M45	S68M45L	—	—	—	—
46 mm	—	—	—	—	—	S66M46	S66M46L	S68M46	S68M46L	S612M46	S612M46L	—	—
48 mm	—	—	—	—	—	—	—	S68M48	S68M48L	—	—	—	—
50 mm	—	—	—	—	—	S66M50	S66M50L	S68M50	S68M50L	S612M50	S612M50L	—	—
52 mm	—	—	—	—	—	—	—	S68M52	S68M52L	—	—	—	—
54 mm	—	—	—	—	—	—	—	S68M54	S68M54L	S612M54	S612M54L	—	—

Metric Impact Sockets

A/F	1/4"		3/8"		1/2"		3/4"		1"		1-1/2"		2-1/2"
	Standard socket	Deep socket	Standard socket	Deep socket	Standard socket	Deep socket	Standard socket	Deep socket	Standard socket	Deep socket	Standard socket	Deep socket	Standard socket
55 mm	—	—	—	—	—	—	—	—	S68M55	S68M55L	S612M55	S612M55L	—
56 mm	—	—	—	—	—	—	—	—	S68M56	S68M56L	—	—	—
58 mm	—	—	—	—	—	—	—	—	S68M58	S68M58L	S612M58	—	—
60 mm	—	—	—	—	—	—	—	—	S68M60	S68M60L	S612M60	S612M60L	—
65 mm	—	—	—	—	—	—	—	—	S68M65	S68M65L	S612M65	S612M65L	—
70 mm	—	—	—	—	—	—	—	—	S68M70	S68M70L	S612M70	S612M70L	—
75 mm	—	—	—	—	—	—	—	—	S68M75	S68M75L	S612M75	S612M75L	S620M75
80 mm	—	—	—	—	—	—	—	—	S68M80	S68M80L	S612M80	S612M80L	S620M80
85mm	—	—	—	—	—	—	—	—	S68M85	S68M85L	S612M85	S612M85L	S620M85
90 mm	—	—	—	—	—	—	—	—	S68M90	S68M90L	S612M90	S612M90L	S620M90
95 mm	—	—	—	—	—	—	—	—	S68M95	S68M95L	S612M95	S612M95L	S620M95
100 mm	—	—	—	—	—	—	—	—	—	—	S612M100	S612M100L	S620M100
105 mm	—	—	—	—	—	—	—	—	—	—	S612M105	S612M105L	S620M105
110 mm	—	—	—	—	—	—	—	—	—	—	S612M110	S612M110L	S620M110
115 mm	—	—	—	—	—	—	—	—	—	—	S612M115	S612M115L	S620M115
120 mm	—	—	—	—	—	—	—	—	—	—	S612M120	S612M120L	S620M120
125 mm	—	—	—	—	—	—	—	—	—	—	S612M125	—	S620M125
130 mm	—	—	—	—	—	—	—	—	—	—	—	—	S620M130
135 mm	—	—	—	—	—	—	—	—	—	—	—	—	S620M135
140 mm	—	—	—	—	—	—	—	—	—	—	—	—	S620M140
145 mm	—	—	—	—	—	—	—	—	—	—	—	—	S620M145
150 mm	—	—	—	—	—	—	—	—	—	—	—	—	S620M150
155 mm	—	—	—	—	—	—	—	—	—	—	—	—	S620M155
160 mm	—	—	—	—	—	—	—	—	—	—	—	—	S620M160
165 mm	—	—	—	—	—	—	—	—	—	—	—	—	S620M165
170 mm	—	—	—	—	—	—	—	—	—	—	—	—	S620M170
175 mm	—	—	—	—	—	—	—	—	—	—	—	—	S620M175
180 mm	—	—	—	—	—	—	—	—	—	—	—	—	S620M180



Surface Preparation Tools.



Pneumatic Grinding & Finishing

- 32 | Selection Chart
- 33 | Air Grinders and Sanders
- 42 | Special Air Grinders/Sanders
- 44 | Air Random Orbital Sanders
- 45 | Accessories

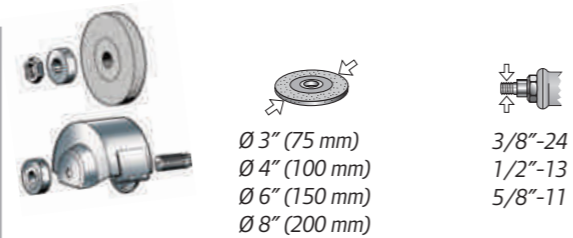
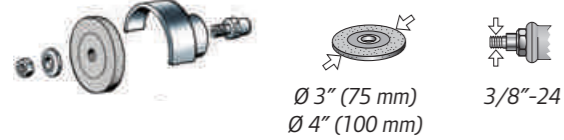
Advancements in manufacturing and production continue to transform the nature of industrial finishing. In many segments, increases in precision and reductions in waste are changing overall demands. New materials require different tool speeds and attachments; parts and components must match surrounding surfaces with greater accuracy. For more than 100 years, Ingersoll Rand has helped transform the way the industry works. Our designs reflect emerging trends in finishing tool use, changing technology, and new materials. Whatever the application, Ingersoll Rand finishing tools bring out the best in your operators' skills, and contribute to the ultimate quality of your products and processes.

Wheel Types and Collets

Straight Grinders



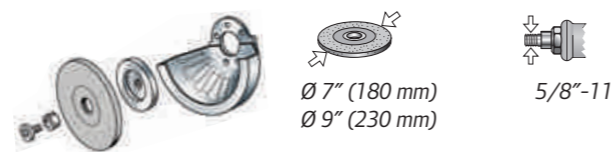
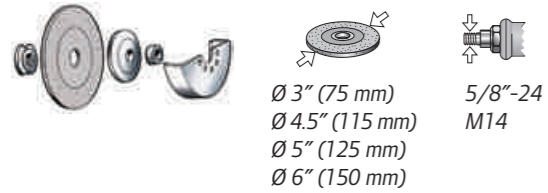
Type 1 wheels



Angle Grinders



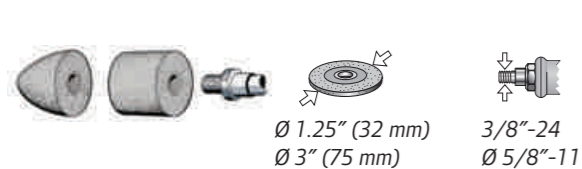
Type 27 and 28 depressed centre flat wheels



Cone and Plug Wheel Grinders



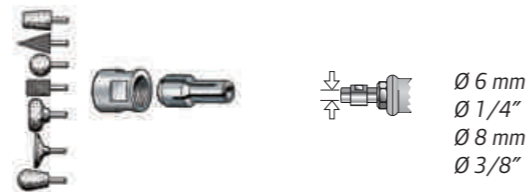
Type 16, 17, 18, 18R, and 19 cone and plug wheels



Collet Type Grinders



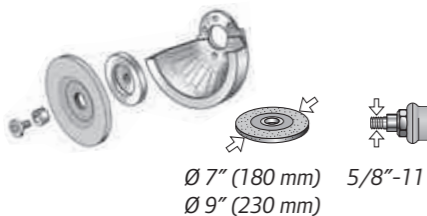
Mounted wheels and high speed steel or carbide burrs



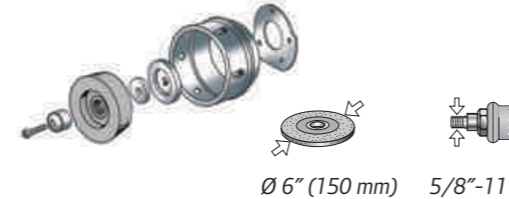
Angle Grinders



Type 16, 17, 18, 18R, and 19 cone and plug wheels



Mounted wheels and high speed steel or carbide burrs



MAX-Series Grinders

Our MAX-series air die grinders and air angle grinders are economical, long-life tools. They are compact, lightweight, easy to handle and include all bearing construction for increased reliability.

- 0.3 kW motor – Lube-free design eliminates contamination of the work environment.
- Enhanced grip design and low-profile throttle lever provide for extended run time without fatigue.
- Piped away exhaust kit included.

Accessories:

- 301-700 (CPN 04552600): 1/4" collet.
- 301-700B (CPN 80128952): 6 mm collet.
- 301-700C (CPN 80102346): 1/8" collet.

- 0.88 hp and 12 000 rpm motor.
- Internal governor maximizes speed under load, increasing your rate of material removal.
- Low weight and enhanced grip design enables extended usage without fatigue.



★★★ Super-duty tools
★★ Heavy-duty tools
★ Maintenance-duty tools

Technical Specifications at 6.2 bar (90 psi) dynamic pressure at inlet

Model No.	CPN	kWatt	$\frac{1 \text{ min}}{\text{rpm}}$	$\frac{\text{mm}}{\text{mm}}$	$\frac{\text{mm}}{\text{mm}}$	$\frac{\text{mm}}{\text{mm}}$	kg	L	$\frac{\text{in}}{\text{in}}$	$\frac{\text{mm}}{\text{mm}}$	Max. l/s	dB(A)	$\frac{\text{m/s}^2}{\text{K}^{(1)}}$
Die Grinders													
5102MAX	48488357	0.30	20,000	6 mm + 1/4"	-	-	0.64	180	1/4" NPT	10	11.8	84.1	3.3/1.1
5108MAX	48488340	0.30	25,000	6 mm + 1/4"	-	-	0.46	172	1/4" NPT	10	11.8	83.3	1.8/0.8
Angle Grinders													
3445MAX-M	45664240	0.66	12,000	-	115	M14	1.53	245	1/4" NPT	10	19.3	79.6	6.4/2.0
345MAX-M	45664257	0.66	12,000	-	125	M14	1.56	245	1/4" NPT	10	19.3	79.6	7.9/0.7

(1) ISO28927 – 3-axis measurement: vibration level/measurement uncertainty.

VT 26 & VT 45 Turbine Grinders

Whether in shipyards, foundries or forges: Ingersoll Rand's brand new family of turbine grinders takes the edge off that daily grind. Its sheer power and extreme durability let you get more work done in less time — even under heavy-duty conditions. And with oil change and disc replacement being a snap, you can depend on the VT26 and VT45 turbine grinders to be ready when you are.



★★★★ Super-duty tools
★★★ Heavy-duty tools
★★ Maintenance-duty tools

Technical Specifications at 6.2 bar (90 psi) dynamic pressure at inlet

Model No.	kWatt	$\frac{1 \text{ min}}{\text{rpm}}$	$\frac{\text{mm}}{\text{mm}}$	$\frac{\text{mm}}{\text{mm}}$	$\frac{\text{mm}}{\text{mm}}$	kg	L	$\frac{\text{in}}{\text{in}}$	$\frac{\text{mm}}{\text{mm}}$	Max. l/s	dB(A)	$\frac{\text{m/s}^2}{\text{K}^{(1)}}$
Turbine Grinders												
VT26A120SP955	2.60	12,000	-	125	M14	2.20	299	G 1/2"	13	37.5	86	3.7
VT26A085SP98	2.60	8,500	-	180	M14	2.80	313	G 1/2"	13	37.5	86	4.0
VT45A085SP98	4.50	8,500	-	180	M14	4.00	324	G 1/2"	19	55.0	87	<2.5
VT45A066SP995	4.50	6,600	-	230	M14	4.30	324	G 1/2"	19	55.0	84	<2.5

(1) ISO28927 – 3-axis measurement: vibration level/measurement uncertainty.

G Series Die Grinders

From the compact 0.3 kW (0.4 hp) G1 Series to the powerful 1.0 kW (1.35 hp) G3 Series, these grinders are made for any grinding, cutting, and material removal needs.

G1 Series:

For light material removal, cleaning rough castings and welds, deburring parts.

- 0.3 kW (0.4 hp) motor.
- Easily interchangeable front/rear exhaust.
- Piped-away exhaust as standard.

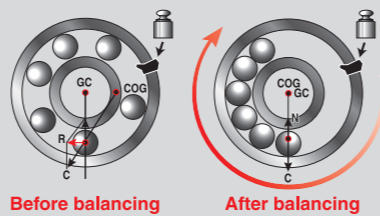
G3 Series:

For heavy material removal with burrs, grinding wheels, and coated abrasives. Internal contamination-free air controller helps maintain tool speed regardless of the load.

- High torque 1 kW (1.35 hp) air motor.
- Internal motor governor maximizes speed under load, increasing your rate of material removal.
- Auto balancing system and anti-vibration dead handle on G3 "AV" models significantly reduces vibrations and increases life of grinding wheels.
- Piped-away exhaust as standard.



Auto balancing system on G3 Series



Technical Specifications at 6.2 bar (90 psi) dynamic pressure at inlet

Model No.	CPN	kWatt kWatt	1 min rpm	mm	kg	L mm	in (NPT)	mm	Max. l/s	dB(A) (1)	m/s ² /K ⁽²⁾
Straight Die Grinders											
G1H200PG4M	80155245	0.30	20,000	6mm	0.41	156	1/4"	8	9.0	78.5	2.9/1.7
G1H250PG4M	80155286		25,000	6mm	0.41	156	1/4"	8	9.4	79.2	2.5/1.4
G1H350PG4M	80155310		35,000	6mm	0.41	156	1/4"	8	11.8	81.1	< 2.5
G3H150PG4M	80224231	1.00	15,000	6mm	1.05	230	3/8"	13	15.6	83.5	3.7/2.6
G3H180PG4M	80223787		18,000	6mm	1.05	230	3/8"	13	26.0	83.5	< 2.5
Straight Extended Die Grinders											
G1X200PG4M	80155336	0.30	20,000	6 mm	0.59	232	1/4"	8	11.8	77.9	< 2.5
G1X250PG4M	80155351		25,000	6 mm	0.59	232	1/4"	8	11.8	80.0	< 2.5
G1X350PG4M	80155377		35,000	6 mm	0.59	232	1/4"	8	11.8	81.9	< 2.5
G3X150PG4M	80155765	1.00	15,000	6 mm	1.70	359	3/8"	13	15.6	87.9	3.6/0.8
G3X180PG4M	50155732		18,000	6 mm	1.70	359	3/8"	13	26.0	86.4	< 2.5

(1) Sound pressure without pipe away exhaust (up to 6 dB(A) less with piped away exhaust).

(2) ISO28927 – 3-axis measurement: vibration level/measurement uncertainty.

Technical Specifications at 6.2 bar (90 psi) dynamic pressure at inlet

Model No.	CPN	kWatt kWatt	1 min rpm	mm	kg	L mm	in (NPT)	mm	Max. l/s	dB(A) (1)	m/s ² /K ⁽²⁾
Angle Die Grinders											
G1A200PG4M	80155211	0.30	20,000	6 mm	0.50	152	1/4"	8	11.8	80.6	5.6/1.1
G3A120PG4M	80177462	1.00	12,000	6 mm	1.90	241	3/8"	13	26.0	84.7	5.5/0.9
G1A120PG4M	80155187	0.30	12,000	6 mm	0.50	152	1/4"	10	8.96	79.6	3.4/0.9

(1) Sound pressure without pipe away exhaust (up to 6 dB(A) less with piped away exhaust).

(2) ISO28927 – 3-axis measurement: vibration level/measurement uncertainty.

M Series Die Grinders

Super Duty Grinder Suited for heavier-duty grinding, cutting, cleaning, and polishing applications.

Engineered and built with Ingersoll Rand reliability and durability, the M Series has the features operators want most.

M2 Series:

For heavier-duty applications in grinding, cutting, cleaning, and polishing.

- Powerful 0.75 kW (1 hp) lube-free air motor.
- Internal motor governor maintains grinder speed and manages air flow for efficient energy use.

- Spindle lock on angle models, allows faster, easier accessory changes.
- Piped-away exhaust as standard.



Technical Specifications at 6.2 bar (90 psi) dynamic pressure at inlet

Model No.	CPN	kWatt kWatt	1 min rpm	mm	kg	L mm	in (NPT)	mm	Max. l/s	dB(A) (1)	m/s ² /K ⁽²⁾
Straight Die Grinders											
M2H180RG4	48421580	0.75	18,000	6 mm + 1/4"	0.77	213	3/8"	10	19.8	84.7	4.2/1.6
M2H200RG4	48421572		20,000	6 mm + 1/4"	0.77	213	3/8"	10	19.8	84.9	4.4/1.1
M2H250RG4	48393003		25,000	6 mm + 1/4"	0.77	213	3/8"	10	19.8	88.2	< 2.5
Straight Extended Die Grinders											
M2X075RG4	48405294	0.75	7,500	6 mm + 1/4"	1.35	304	3/8"	10	19.8	88.0	< 2.5
M2X180RG4	48418396		18,000	6 mm + 1/4"	1.22	332	3/8"	10	19.8	88.8	2.8/0.9
M2X200RG4	48421655		20,000	6 mm + 1/4"	1.22	332	3/8"	10	19.8	84.9	< 2.5
M2X250RG4	48421663		25,000	6 mm + 1/4"	1.22	332	3/8"	10	19.8	88.2	< 2.5

(1) Sound pressure without pipe away exhaust (up to 6 dB(A) less with piped away exhaust).

(2) ISO28927 – 3-axis measurement: vibration level/measurement uncertainty.

Technical Specifications at 6.2 bar (90 psi) dynamic pressure at inlet

Model No.	CPN	kWatt kWatt	1 min rpm	mm	kg	L mm	in (NPT)	mm	Max. l/s	dB(A) (1)	m/s ² /K ⁽²⁾
Angle Die Grinders											
M2A120RG4	48421648	0.75	12,000	6 mm + 1/4"	1.62	227	3/8"	10	19.8	87.1	< 2.5
M2A180RG4	48421697		18,000	6 mm + 1/4"	1.62	227	3/8"	10	19.8	88.8	3.1/1.0

(1) Sound pressure without pipe away exhaust (up to 6 dB(A) less with piped away exhaust).

(2) ISO28927 – 3-axis measurement: vibration level/measurement uncertainty.

Erickson Collets for G1 Series

Model No.	CPN	Size
DG110-700-G2	03641743	3.2 mm
DG110-700-6MM	04261053	6 mm
DG110-700-G4	03641602	6.35 mm

Erickson Collets for M2 and G3 Series

Model No.	CPN	Size
G160HD-700-6MM	04261061	6 mm
G160HD-700-1/4	03493962	6.35 mm
DG121HD-700-M8	03641321	8 mm
DG120HD-700-G6	03641313	9.52 mm

G and M Series Grinders



Technical Specifications at 6.2 bar (90 psi) dynamic pressure at inlet

Model No.	CPN	kWatt	1 min rpm	mm	mm	kg	mm	in (NPT)	mm	Max. l/s	dB(A) (1)	m/s ² /K ⁽²⁾
Angle Grinders												
G1A200PP63	80155419	0.30	20,000	75	3/8"-24	0.59	152	1/4"	8	11.8	79.9	16.8/6.2
M2A090RP95	48421622	0.75	9,000	125	M14	1.62	236	3/8"	10	19.8	87.7	4.6/1.6
M2A120RP945	48391981		12,000	115	M14	1.71	236	3/8"	10	19.8	87.0	5.1/1.5
M2A120RP95	48421606	1.0	12,000	125	M14	1.77	236	3/8"	10	19.8	87.0	5.0/1.6
G3L086PP95 (3)	80232408		8,600	125	M14	2.32	330	3/8"	13	26.0	84.0	5.0/1.9
G3A100PP96AV	80217052	1.0	10,000	150	M14	2.32	245	3/8"	13	26.0	86.1	4.8/1.9
G3A120PP945AV	80217037		12,000	115	M14	2.18	245	3/8"	13	15.6	88.7	4.8/1.5
G3A120PP95AV	80217045		12,000	125	M14	2.09	245	3/8"	13	26.0	88.7	5.0/1.9
Straight Grinders												
G1H250PH63	80155443	0.30	25,000	75	3/8"-24	0.57	156	1/4"	8	9.4	81.1	10.7/3.3
M2X180RH63	48421580	0.75	18,000	75	3/8"-24	1.48	339	3/8"	10	19.8	85.3	< 2.5
G3X150PH64	80155799	1.0	15,000	100	3/8"-24	2.04	359	3/8"	13	15.6	84.5	2.5/0.8
G3X180PH63	80155781		18,000	75	3/8"-24	2.04	359	3/8"	13	26.0	88.8	2.8/0.9

(1) Sound pressure without pipe away exhaust (up to 6 dB(A) less with piped away exhaust).
(2) ISO28927 - 3-axis measurement: vibration level/measurement uncertainty.
(3) Extended angle grinder.

G and M Series Sanders



Sanding Pads for G and M Series

Model No	CPN	Description	Size
02A-MEDPD	80199177	For G1 Series	Ø 50 mm (2")
03A-MEDPD	80198963		Ø 75 mm (3")
77A-AM825-5	03675477	For M2 and G3 Series (medium)	Ø 125 mm (5")
77A-AM825-7	03675469		Ø 180 mm (7")
77A-AM825-9	03675451	For M2 and G3 Series (firm)	Ø 230 mm (9")

Technical Specifications at 6.2 bar (90 psi) dynamic pressure at inlet

Model No.	CPN	kWatt	1 min rpm	mm	kg	mm	in (NPT)	mm	Max. l/s	dB(A) (1)	m/s ² /K ⁽²⁾			
Sanders														
G1A120PS4	80155468	0.30	12,000	Option (see the table above)	1/4"-20	0.50	152	1/4"	8	9.0	80.6	3.0/1.0		
G1A200PS4	80155534		20,000										11.8	82.4
M2L025RS9	48421788	0.75	2,500	M14	1.90	318	3/8"	10	19.8	87.0	4.0/1.4			
M2L040RS9	48421796		4,000									19.8	88.8	2.8/1.8
M2L055RS9	48421812		5,500									19.8	88.8	3.7/1.1
G3L086PS10	80223803	1.0	8,600	M14	1.90	318	3/8"	10	19.8	88.8	3.7/1.1			
					5/8"-11	1.93	330	3/8"	13	15.6	82.0	< 2.5		

(1) Sound pressure without pipe away exhaust (up to 6 dB(A) less with piped away exhaust).
(2) ISO28927 - 3-axis measurement: vibration level/measurement uncertainty.

G Series Belt Sanders

Technical Specifications at 6.2 bar (90 psi) dynamic pressure at inlet

Model No.	CPN	kWatt	1 min rpm	mm	kg	mm	in (NPT)	mm	Max. l/s	dB(A) (1)	m/s ² /K ⁽²⁾
Belt Sanders											
G1A120PS418	80155484	0.30	12,000	457 x 6.35	0.54	356	1/4"	8	9.0	82.4	< 2.5
G1A120PS812	80155500		12,000	305 x 12.7	0.54	273	1/4"	8	9.0	82.4	< 2.5
G1A200PS812	80155559		20,000	305 x 12.7	0.54	273	1/4"	8	11.8	83.6	2.6/0.7

(1) Sound pressure without pipe away exhaust (up to 6 dB(A) less with piped away exhaust).
(2) ISO28927 - 3-axis measurement: vibration level/measurement uncertainty.

Sanding Belts 3/8"-24 female thread

Model No.	CPN	Dimensions	Grit
LG1-SB812-60-10	04025649	12.7 x 305 mm (1/2" x 12")	60
LG1-SB812-80-10	04025656		80
LG1-SB812-100-10	04025664		100
LG1-SB418-60-10	04279832	6.35 x 457 mm (1/4" x 18")	60
LG1-SB418-80-10	04279840		80
LG1-SB418-100-10	04279857		100



See also our PBA416 high precision belt sander page 42

Pro Series Grinders/Sanders

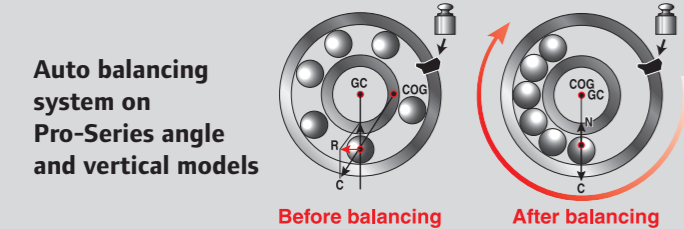
Pro Series grinders incorporate a patented motor controller which is designed to increase productivity while enhancing operator safety. Adjustable side handles, an ergonomic main handle, and self-locking throttle all help to reduce operator fatigue.

Reliability:

- Solid steel motor and arbor housing provide maximum durability.
- Built-in mist lubricator automatically oils motor when throttle is activated.

Efficiency:

- Heavy-duty, double-row ball bearings assure long life and smooth operation.
- Auto balancing system on angle and vertical models – reduces vibration and increases abrasives lifetime.



Pro-Series motor controller prevents over-speeding and manages air flow for efficient energy use



Pro-Series Straight Grinders/Collet

Erickson Collet



Technical Specifications at 6.2 bar (90 psi) dynamic pressure at inlet

Model No.	CPN	kWatt kWatt	1 min rpm	mm	kg	L mm	in (NPT)	mm	Max. l/s	dB(A)	m/s ² /K ⁽¹⁾
Straight Grinders - Erickson Collet											
61H150G4-EU	01339316	1.00	15,000	6 mm	1.9	394	3/8"	13	18.9	89.8	< 2.5
61H120G4-EU	01338391	0.93	12,000	6 mm	1.9	394	3/8"	13	17.5	86.6	< 2.5

(1) ISO28927 – 3-axis measurement: vibration level/measurement uncertainty.

Erickson Collets for 61H Series

Model No.	CPN	Size
G160HD-700-6MM	04261061	6 mm
G160HD-700-1/4	03493962	1/4"
DG121HD-700-M8	03641321	8 mm
DG120HD-700-G6	03641313	3/8"

Pro-Series Angle Grinders

Type 27 and 28 wheels



Technical Specifications at 6.2 bar (90 psi) dynamic pressure at inlet

Model No.	CPN	kWatt kWatt	1 min rpm	mm	kg	L mm	in (NPT)	mm	Max. l/s	dB(A)	m/s ² /K ⁽¹⁾
Angle Grinders											
77A60P107M-EU	01338300	1.12	6,000	180	4.1	447	3/8"	13	18.4	85.9	< 2.5
77A75P107M-EU	01338771	1.12	7,500	180	4.2	447	3/8"	13	18.4	85.9	2.6/0.8
77A60P109M-EU	01338201	1.12	6,000	230	4.2	447	3/8"	13	18.4	104.7	2.4/0.8

(1) ISO28927 – 3-axis measurement: vibration level/measurement uncertainty.

Pro-Series Straight Grinders

Type 1 wheel

Type 16, 17, 18, 18R and 19 wheels



Technical Specifications at 6.2 bar (90 psi) dynamic pressure at inlet

Model No.	CPN	kWatt kWatt	1 min rpm	mm	kg	L mm	in (NPT)	mm	Max. l/s	dB(A)	m/s ² /K ⁽¹⁾
Straight Grinders – Type 1 Wheels											
61H120H63-EU	01339290	0.93	12,000	75	2.16	400	3/8"	13	18.9	86.6	< 2.5
61H150H63	01238567	1.00	15,000	75	2.16	400	3/8"	13	17.5	86.4	< 2.5
77H120H84-EU	01339308	1.12	12,000	100	2.95	438	3/8"	13	18.4	85.4	2.8/1.2
88HL60H106-EU	01339407	1.50	6,000	150	5.14	508	1/2"	19	28.8	79.4	< 2.5
99HL60H106-EU	01339373	2.25	6,000	150	6.14	521	1/2"	19	39.7	85.8	< 2.5
Straight Grinders – Type 16, 17, 18, 18R and 19 Wheels											
61H120L6-EU	01340454	0.93	12,000	—	1.93	375	3/8"	13	17.5	86.6	< 2.5
61H150L6-EU	01340561	1.00	15,000	—	1.93	375	3/8"	13	18.9	89.8	< 2.5
77H90L10-EU	01339118	1.12	9,000	—	2.73	418	3/8"	13	17.5	80.9	< 2.5
77H120L10-EU	01340280	1.12	12,000	—	2.73	418	3/8"	13	18.4	85.4	4.2/3.5

(1) ISO28927 – 3-axis measurement: vibration level/measurement uncertainty.

Pro-Series Vertical Grinders



Technical Specifications at 6.2 bar (90 psi) dynamic pressure at inlet

Model No.	CPN	kWatt	1 min rpm	mm	kg	L mm	in (NPT)	mm	Max. l/s	dB(A)	m/s ² /K ⁽¹⁾
Vertical Grinders – Type 27 and 28 Wheels											
88V60P107M-EU	01337948	1.56	6,000	180	5/8"-11	4.0	154	1/2"	19	28.8	3.1/0.9
88V85P107M-EU	01337658	1.64	8,500	180	5/8"-11	4.0	154	1/2"	19	31.2	4.1/1.3
99V60P107M-EU	01338425	2.25	6,000	180	5/8"-11	5.1	174	1/2"	19	39.7	2.8/0.9
88V60P109M-EU	01337716	1.56	6,000	230	5/8"-11	4.2	154	1/2"	19	28.8	3.6/1.1
99V60P109M-EU	01337575	2.25	6,000	230	5/8"-11	5.1	174	1/2"	19	39.7	3.4/1.1
Vertical Grinders – Type 6 and 11 Cup Wheels											
88V60S106M-EU	01340058	1.56	6,000	150	5/8"-11	3.8	154	1/2"	19	28.8	<2.5
99V60S106M-EU	01339068	2.25	6,000	150	5/8"-11	4.8	174	1/2"	19	39.7	<2.5

(1) ISO28927 – 3-axis measurement: vibration level/measurement uncertainty.



Accessories

Model No.	CPN	Description
88V60-K184	03643962	Piped-away exhaust system for 88V models
99V60-K184	03625589	Piped-away exhaust system for 99V models

Pro-Series Sanders and Polishers



Technical Specifications at 6.2 bar (90 psi) dynamic pressure at inlet

Model No.	CPN	kWatt	1 min rpm	mm	kg	L mm	H mm	in (NPT)	mm	Max. l/s	dB(A)	m/s ² /K ⁽¹⁾	
Straight Sanders													
77H30B106-EU	01339670	1.12	3,000	150	5/8"-11	3.32	449	3/8"	13	17.5	85.2	5.9/2.1	
77H50B106-EU	01340397	1.12	5,000	150	5/8"-11	3.32	449	3/8"	13	18.4	94.4	7.8/2.7	
Angle Sanders													
77A25F107-EU	01340835	1.12	2,500	180	5/8"-11	3.81	446	3/8"	13	17.5	89.2	<2.5	
77A60W107-EU	01340165	1.12	6,000	180	5/8"-11	3.55	446	3/8"	13	18.4	85.9	<2.5	
77A45W109-EU	01339720	1.12	4,500	230	5/8"-11	3.55	446	3/8"	13	17.5	83.3	<2.5	
Vertical Sanders													
7P24L-EU	01339712	0.6	2,400	180	5/8"-11	1.47	—	162	1/4"	10	10.4	82.7	<2.5
7S48L-EU	01340348	0.6	4,800	180	5/8"-11	1.47	—	162	1/4"	10	10.4	81.4	<2.5
7S60L-EU	01338318	0.6	6,000	180	5/8"-11	1.47	—	162	1/4"	10	10.4	82.0	<2.5
88S60W107-EU	01338037	1.50	6,000	180	5/8"-11	3.24	—	152	1/2"	19	28.8	80.2	<2.5
88S45W109-EU	01339126	1.35	4,500	230	5/8"-11	3.24	—	152	1/2"	19	23.6	77.6	<2.5

(1) ISO28927 – 3-axis measurement: vibration level/measurement uncertainty.

Sanding Pads

Model No.	CPN	Description	Size
77A-AM825-5	03675477	Medium sanding pad (for all models)	Ø 125 mm (5")
77A-AM825-7	03675469	Medium sanding pad (for all models)	Ø 180 mm (7")
77A-AM825-9	03675451	Firm sanding pad (for all models)	Ø 230 mm (9")
P500-850	03379542	Wool polishing bonnet (for 7 and 77 models)	Ø 180 mm (7")



Pencil Grinders

- ★★★ Super-duty tools
- ★★ Heavy-duty tools
- ★ Maintenance-duty tools



Excellent for intricate grinding applications, including mold finishing.

- Comfortable design enables precise control.
- Delivered with 1/8" collet insert, 6 mm air hose (length 1.80 m) and 0.45 m rear exhaust over-hose.
- DG600G2K-EU kit includes six additional carbide burrs in a moulded carrying case.

Accessories

Model No	CPN	Description
47568-2	04136164	Collet Ø 3 mm
47568-3	04136172	Collet Ø 3/32"

Engraving Pen

- ★★★ Super-duty tools
- ★★ Heavy-duty tools
- ★ Maintenance-duty tools



Ingersoll Rand engraving pen is designed to meet your industrial engraving needs. Variable zoom throttle permits a wide range of engraving possibilities from hard alloys to brittle ceramics.

- Moulded carrying case with EP50 engraving pen, air hose and 3 assorted styli (fine, medium and coarse point).
- Knurled zoom throttle – Variable speed.

Accessories

Model No.	CPN	Description
EP50-514	03800760	Stylus grinding collet
EP50-515	03800778	Fine point stylus (black)
EP50-516	03800786	Medium point stylus (grey)
EP50-517	03800794	Coarse point stylus (green)



Multi-tools

- ★★★ Super-duty tools
- ★★ Heavy-duty tools
- ★ Maintenance-duty tools

Compact and versatile tools for high precision work.

- Usable with carbide burr, grinding disc or sanding belt.
- 360° rotative head on PBA model.
- POLA15000 delivered with collet (without pad).



Rubber pad for self-adhesive discs

Model No.	CPN	Description
117155	04373478	Ø 20 mm
116920	04373486	Rubber pad for self-adhesive discs, Ø 30 mm
116930	04373494	Ø 46 mm
116940	04371464	Ø 76 mm
002300	04373031	Grit 36
002301	04373049	Grit 40
002302	04373056	Grit 50
002303	04373064	Grit 60
002304	04373072	Grit 80
002305	04373080	Grit 100
122629	04363503	6 mm collet

Technical Specifications at 6.2 bar (90 psi) dynamic pressure at inlet

Model No.	CPN	kWatt	1 min rpm	1 min bpm	mm	kg	mm	in	mm	Max. l/s	dB(A)	m/s ² /K ⁽¹⁾
EP50K-EU	01339506	—	—	18,750	—	0.14	137	1/8" NPT	6	—	75.5	—
POLA15000	04368379	0.22	15,000	—	6 mm	0.65	—	1/4" BSP	10	6.5	NA	NA
PBA416	04368387	0.22	14,800	—	475 x 15	1.05	—	1/4" BSP	10	6.6	NA	NA

(1) ISO28927 – 3-axis measurement: vibration level/measurement uncertainty.

- ★★★ Super-duty tools
- ★★ Heavy-duty tools
- ★ Maintenance-duty tools

Revolution Series Die Grinders

With an ergonomic body and straight, angled and extended configurations, the Revolution Series Die Grinders are built to be powerful, versatile and comfortable to use.

ACCESS:

The Revolution Series come in straight, angled and extended configurations for use in a variety of jobs so you can reach even the toughest of places.

COMFORT:

The Revolution Series Die Grinder has composite housing that is lightweight, contoured for comfort, and protects operators from temperature fluctuations.



Technical Specifications

MODEL	kWatt	1 min rpm	in	kg	mm	Max. l/min	in (NPT)	mm	m/s ² /K ⁽¹⁾
312AC4A	0.3	12000	Collet- 1/4 in.	0.55	170	908	1/4	10	3.4/1.0
314AC4A	0.25	14000	Collet- 1/4 in.	0.55	170	851	1/4	10	3.2/0.7
320AC4A	0.3	20000	Collet- 1/4 in.	0.55	170	908	1/4	10	2.5/1.1
325SC4A	0.3	25000	Collet- 1/4 in.	0.43	166	908	1/4	10	2.6/1.1
325XC4A	0.3	25000	Collet- 1/4 in.	0.62	244	936	1/4	10	< 2.5
330SC4A	0.25	30000	Collet- 1/4 in.	0.43	166	851	1/4	10	3.6/1.9
330XC4A	0.25	30000	Collet- 1/4 in.	0.62	244	851	1/4	10	< 2.5
335SC4A	0.28	35000	Collet- 1/4 in.	0.43	166	851	1/4	10	3.0/0.8

Pro Series Grinders/Orbital Sanders

The 41-Series vacuum-ready sanders have established new standards for ergonomic design, power and speed in sanding applications.

All models deliver unsurpassed reliability, with moisture-resistant composite rotors, fully machined counterweights and large counterweight bearings.

Performance: powerful 0.15 kW motor produces the best speed under load for a swirl-free finish. Fully machined counterweight significantly reduces vibration.

Comfort: lightweight composite housing makes this sander the lightest tool in its class. Three sizes of interchangeable rubber grip rings available to fit all hand sizes.



Technical Specifications at 6.2 bar (90 psi) dynamic pressure at inlet

Model No.	CPN	mm	mm	mm	kWatt	1 min rpm	kg	H mm	in (NPT)	mm	Max l/s	dB(A)	m/s ² /K ⁽¹⁾
Vacuum-Ready Sanders													
4151-HL	01371624	150 ⁽¹⁾	5.0	5/16"-24	0.15	12,000	0.86	109	1/4"	8	7.5	81.6	7.5/1.6
4151-HL-2	22041198	150 ⁽¹⁾	5.0	5/16"-24	0.15	12,000	1.12	109	1/4"	8	7.5	81.6	6.2/1.0
4152-HL	80134356	150 ⁽¹⁾	2.5	5/16"-24	0.15	12,000	0.86	109	1/4"	8	7.5	81.6	8.2/1.7
4152-HL-SR	16674301	75 ⁽¹⁾	2.5	5/16"-24	0.15	12,000	0.84	109	1/4"	8	7.5	81.6	4.7/1.3

(1) Hook and loop backing pad.

(2) ISO28927 – 3-axis measurement: vibration level/measurement uncertainty.



Rubber grips rings – Replacement sanding pads

Model No.	CPN	Description
49801	04248571	Rubber grip, small hand size (not for 4151HI-2)
49798	04248555	Rubber grip, medium hand size (not for 4151HI-2)
49799	04248563	Rubber grip, large hand size (not for 4151HI-2)
49840	04252938	Rubber grips (3 pieces: small, medium & large)
010056	15969223	Hook & loop pad, Ø 75 mm
49693	04214797	Hook & loop pad, Ø 125 mm
49835	04250171	Hook & loop pad, Ø 150 mm
49096-1	04320578	Vinyl, grooved pad, Ø 125 mm
VPAD-6	80126683	Vinyl, grooved pad, Ø 150 mm

Self generating vacuum system for 41-Series Sanders

Model No.	CPN	Description
4151JV	04662896	Vacuum system conversion kit
49988	04324455	Dust collection bags (20 pieces)
49987	04324448	Dust collection bags (250 pieces)

Technical Specifications

Model Number	Configuration	Type	Tool Weight (kg)	Tool Length (mm)	Height over Spindle (mm)
G Series Grinder					
G1A120PG4M	Angle	Collet	0.5	152	76
G1A200PG4M	Angle	Collet	0.5	152	76
G1H250PG4M	Straight	Collet	0.41	156	-
G1H350PG4M	Straight	Collet	0.41	156	-
G1X250PG4M	Straight Extended	Collet	0.59	232	-
G3A100PP96A	Angle	Wheel Type 27	2.2	245	92
G3A100PP96AV	Angle Piped Exhaust	Wheel Type 27	2.2	245	92
G3A120PP945A	Angle	Wheel Type 27	2.1	245	92
G3A120PP945AV	Angle Piped Exhaust	Wheel Type 27	2.1	245	92
G3A120PP95A	Angle	Wheel Type 27	2.1	245	92
G3A120PP95AV	Angle Piped Exhaust	Wheel Type 27	2.1	245	92
G3H150PG4M	Straight	Collet	1.36	230	-
G3H180PG4M	Straight	Collet	1.36	230	-
G3X150PG4M	Straight Extended	Collet	1.7	359	-
G3X180PG4M	Straight Extended	Collet	1.7	359	-
M Series Grinder					
M2A090RP95	Angle	Wheel Type 27	1.62	236	86.2
M2A120RG4	Angle	Collet	1.62	227	83.3
M2A120RP945	Angle	Wheel Type 27	1.71	236	86.2
M2A120RP95	Angle	Wheel Type 27	1.77	236	86.2
M2A180RG4	Angle	Collet	1.62	227	83.3
M2H180RG4	Straight	Collet	0.77	213	-
M2H200RG4	Straight	Collet	0.77	213	-
M2H250RG4	Straight	Collet	0.77	213	-
M2L025RS9	Angle	Sander (M14)	1.9	318	91
M2L040RS9	Angle	Sander (M14)	1.9	318	91
M2L055RS9	Angle	Sander (M14)	1.9	318	91
M2X075RG4	Extended Straight	Collet	1.35	304	-
M2X180RG4	Extended Straight	Collet	2.1	332	-
M2X180RH63	Horizontal Grinder	Wheel Type 1	1.48	339	-
M2X200RG4	Extended Straight	Collet	1.22	332	-
M2X250RG4	Extended Straight	Collet	2.68	332	-



Pneumatic Percussive Tools

- 48 | Air Impact Riveters
- 49 | Air Hammers and Reciprocating Saws
- 50 | Air Scalers and Needle Scalers
- 51 | Air Chippers

Ingersoll Rand offers a host of percussive tools to accomplish a variety of surface preparation tasks, whether heavy-duty or intricate in nature. We provide a wide line of riveters, cutting tools, scalers, needle scalers, chippers and accessories.

AVC-Series Impact Riveters

Ingersoll Rand lightweight riveters are time-tested performers for industrial riveting, hammering and cutting applications.

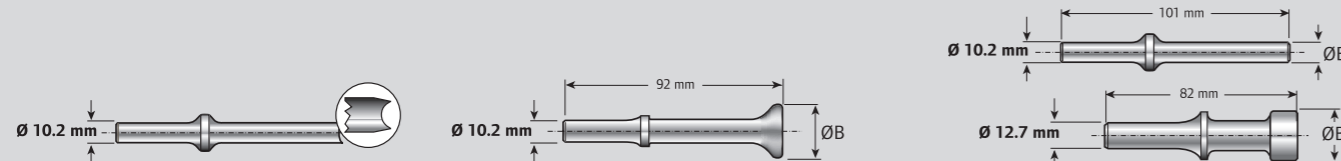
- Accurate and easily controlled tease throttle.
- Standard beehive retainer – allows use of wide variety of accessories.
- Built-in power regulators on A1 and B1 Models – the operator can change power on the job with no downtime.
- Available in straight, pistol, and gooseneck handles.



Technical Specifications at 6.2 bar (90 psi) dynamic pressure at inlet

Model No.	CPN	bpm	mm	mm	Aluminum mm	Dural & soft iron (mm)	kg	L mm	in (NPT)	mm	Max. l/s	dB(A)	m/s ² /K ⁽¹⁾
Straight Handle													
AVC10C1-EU	01341858	3,200	10.2	48	3	3	0.94	172	1/4"	8	5.7	92.0	13.3/1.9
Pistol Grip Handle													
AVC10A1-EU	01338995	3,200	10.2	48	3	3	1.28	152	1/4"	8	5.7	92.0	13.3/1.9
AVC12A1-EU	01338722	2,100	10.2	76	5	5	1.53	197	1/4"	8	6.0	91.1	8.0/1.8
AVC13A1-EU	01338078	1,725	10.2	101	6	6	1.67	222	1/4"	8	6.0	94.2	8.0/1.8
AVC26A1-EU	01339142	1,120	12.7	152	10	8	2.30	287	1/4"	13	6.6	92.6	8.0/1.8
Gooseneck handle													
AVC26B1-EU	01340926	1,120	12.7	152	10	8	3.20	354	1/4"	13	6.6	92.6	8.0/1.8

(1) ISO28927 – 3-axis measurement: vibration level/measurement uncertainty.



Brazier head jacket

Model No.	CPN	mm
AV1-22C-4	91136622	3 mm
AV1-22C-5	91136630	4 mm
AV1-22C-6	91136648	5 mm
AV1-22C-8	91136655	6 mm
AV1-22C-10	91136663	8 mm

Flush head jacket

Model No.	CPN	Ø B (mm)
AV1-126D	03218534	25

Beehive (safety) spring retainers

Model No.	CPN	Compatible tools
AVC1-83	03010659	All except AVC26
AVC24-283	03012010	AVC26

Jackset blank

Model No.	CPN	Shank Ø (mm)	Ø B (mm)
AV1-22S-16	03218062	10.2	13
AV1-22S-20	03218070	10.2	16
AV1-22S-24	03218088	10.2	19
AV1-22S-28	03218096	10.2	22
AV24-222S-26	03218724	12.7	21
AV24-222S-38	03218732	12.7	30

MAX-Series Hammers

Ingersoll Rand hammer will deliver the punch you need to get the job done fast and comfortably!

MAX Comfort: anti-vibration feature reduces tool vibration by over 30% when compared to standard air hammers in its class, plus, an ergonomic grip that provides comfort for extended use.

MAX Productivity: quick-change retainer allows for faster chisel changeovers, so you can get the job done.



Saws

Get a bigger bite and better cuts with Ingersoll Rand saws.

- Fast, quiet operation – Anti-vibration handle.
- Robust tools for heavy duty applications.



Technical Specifications at 6.2 bar (90 psi) dynamic pressure at inlet

Model No.	CPN Tool only	CPN Kit	bpm	mm ⁽¹⁾	mm	kg	L mm	in (NPT)	mm	Max. l/s	dB(A)	m/s ² /K ⁽²⁾
Air Hammers												
118MAX	47124490	47125877	2,500	10.2	89	2.10	314	1/4"	10	1.4	92.6	4.0/1.4
122MAX	47124482	47125869	3,500	10.2	67	1.80	218	1/4"	10	1.4	94.2	5.5/1.8
118MAXH	46816732	46816765	2,500	10.2	89	2.10	314	1/4"	10	1.4	92.6	4.0/1.4
122MAXH	46816740	46816757	3,500	10.2	67	1.80	218	1/4"	10	1.4	94.2	5.5/1.8
Saws												
4429	01371822	–	5,750	–	10	0.74	235	1/4"	6	3.6	66.2 ⁽³⁾	9.5/2.4
529	47125885	–	9,500	–	10	0.70	246	1/4"	6	0.5	84.3	3.1/1.0

(1) ○ = Round shank – □ = Hexagonal shank.

(2) ISO28927 – 3-axis measurement: vibration level/measurement uncertainty.

(3) Piped-away exhaust system.

Saw blades

Model No.	CPN	Description
P4FS-6	45525474	12 teeth/cm – Quantity 6
P4CS-6	45525508	10 teeth/cm – Quantity 6

Hammer accessories

Model No.	CPN	Description
9510	80167752	Replacement quick-change retainer
9500	80117427	Chisels, round shank (5 pieces)
116H-K5	92536093	Chisels, hexagonal shank (5 pieces)

172/182-Series Scalars

These scalars provide you with the means to aggressively prepare a surface for the next steps in an industrial surface preparation application. Whether its paint removal from the deck of a ship to rust removal from bridge girders, these tools get the job done quickly and efficiently.

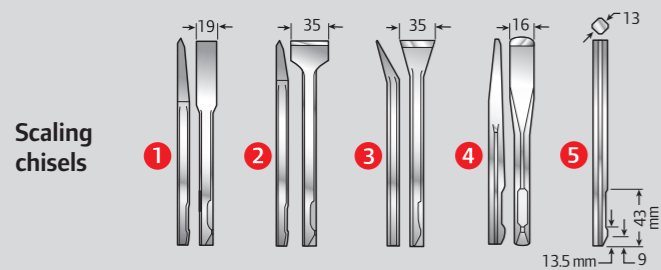
- Proven designs and materials to ensure the toughest tools.
- Long nozzle sections extend retainer life and strengthened head blocks stand up to the hardest use.



Technical Specifications at 6.2 bar (90 psi) dynamic pressure at inlet

Model No.	CPN	1 min bpm	mm	mm	kg	L mm	in (NPT)	mm	Max. l/s	dB(A)	m/s ² /K ⁽²⁾
Chisel and Needle Scalars											
172L-EU	01337823	5,500	14	24	1.69	194	1/4"	8	5.7	107.5	11.6/2.6
172LNA1-EU	01337724	5,500	14	24	2.38	349	1/4"	8	5.7	107.5	12.5/1.8
182L-EU	01337625	4,000	27	24	1.84	229	1/4"	8	6.1	107.2	12.7/2.0
182G-EU	01339605	4,000	27	24	2.41	325	1/4"	8	6.1	107.2	8.5/1.2
182LNA1-EU	01337617	4,000	27	24	2.61	381	1/4"	8	6.1	107.2	10.1/1.7
182K1-EU	01337955	4,000	27	24	1.84/2.61	229/381	1/4"	8	6.1	107.2	12.7/2.0

(1) ISO28927 – 3-axis measurement: vibration level/measurement uncertainty.



	Model No.	CPN	Length (mm)
1	WF-14F-7	03223948	178
1	WF-14F-12	92745629	305
2	WF-14B6 1/8	91136259	156
2	WF-14B-11 1/2	03223914	292
3	WF-14A-6 1/8	91136283	156
4	WF-14G-6	03223955	152
5	WF-14-7 1/8	03223872	181

Replacement needles (sets of 19 needles)

Model No.	CPN	Material	Needle length (mm)
NS11-22-19	03676335	Steel	127
NS11-B22-19	03676350	Beryllium copper	127
NS11-S22-19	03676343	Stainless steel	127
NS11-122-19	03676368	Steel	178

Attachment for conversion of models 172L and 182L

Model No.	CPN	Opening type	Needle length (mm)
NS11A	03468360	Round	127
NS11A7	03468394	Round	178
NS11B7	03468436	Rectangular	178

WA and SA Series Chippers

Renowned for its valve life and handle durability, this classic tool is widely used throughout industry. It is ideal for light demolition work, metal removal, form stripping, and many other applications.

- Swan neck handle with outside trigger.
- Time tested valve durability.
- Replaceable piston.
- Long nozzle for extra life.
- Grooved barrel, lock spring retainer on SA Series. Threaded barrel and rubber buffered retainer for increased steel and retainer life on WA-Series.



SA Series

Plain arrow retainer



WA Series

Rubber buffered retainer



Technical Specifications at 6.2 bar (90 psi) dynamic pressure at inlet

Model No.	CPN	1 min bpm	mm (1)	mm	mm	kg	L mm	in (NPT)	mm	Max. l/s	dB(A)	m/s ² /K ⁽²⁾
SA series/Plain Arrow Retainer												
1A2SA-EU	01341015	2,500	17	25	29	6.70	394	3/8"	13	13.2	109.9	18.1/5.4
2A2SA-EU	01339860	2,300	17	51	29	6.88	406	3/8"	13	13.2	109.8	18.0/5.4
3A2SA-EU	01342914	1,725	17	76	29	7.56	454	3/8"	13	13.7	112.2	17.7/5.3
4A2SA-EU	01341882	1,480	17	102	29	7.95	480	3/8"	13	13.7	112.9	18.9/6.2
1A1SA-EU	01340447	2,500	15	25	29	6.70	394	3/8"	13	13.2	109.9	18.1/5.4
2A1SA-EU	01339951	2,300	15	51	29	6.88	406	3/8"	13	13.2	109.8	18.0/5.4
3A1SA-EU	01340884	1,725	15	76	29	7.56	454	3/8"	13	13.7	112.2	17.7/5.3
4A1SA-EU	01340488	1,480	15	102	29	7.95	480	3/8"	13	13.7	112.9	18.9/6.2
WA Series/Rubber Buffered Retainer												
W1A2-EU	01341643	2,500	17	25	29	6.70	403	3/8"	13	13.2	109.9	17.5/5.8
W2A2-EU	01340207	2,300	17	51	29	6.88	416	3/8"	13	13.2	109.8	17.3/5.7
W3A2-EU	01340827	1,725	17	76	29	7.56	464	3/8"	13	13.7	112.2	13.7/4.5
W4A2-EU	01341106	1,480	17	102	29	7.95	489	3/8"	13	13.7	112.9	18.5/5.9
W1A1-EU	01339399	2,500	15	25	29	6.70	403	3/8"	13	13.2	109.9	17.5/5.8
W2A1-EU	01338649	2,300	15	51	29	6.88	416	3/8"	13	13.2	109.8	17.3/5.7
W3A1-EU	01340389	1,725	15	76	29	7.56	464	3/8"	13	13.7	112.2	13.7/4.5
W4A1-EU	01340215	1,480	15	102	29	7.95	489	3/8"	13	13.7	112.9	18.5/5.9

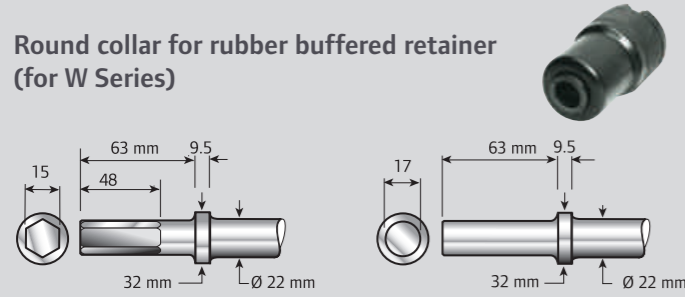
(1) ○ = Round shank — ◻ = Hexagonal shank.

(2) ISO28927 – 3-axis measurement: vibration level/measurement uncertainty.

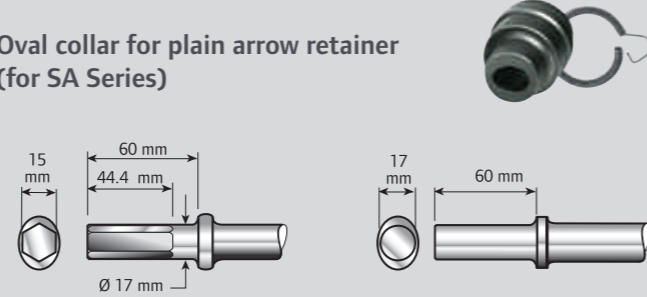
Chisels for W and SA Series chippers



Round collar for rubber buffered retainer (for W Series)



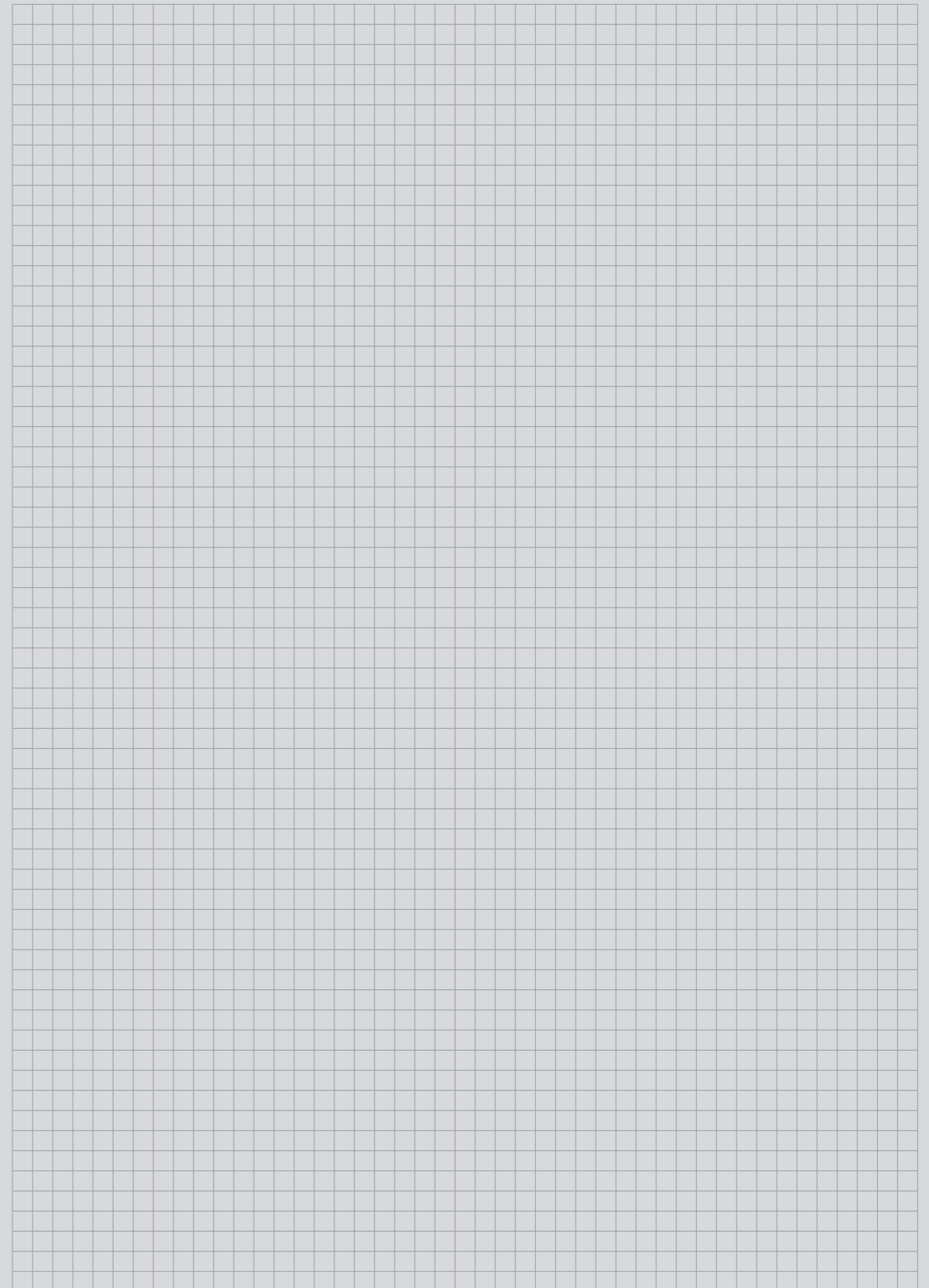
Oval collar for plain arrow retainer (for SA Series)



Model No.	CPN	Length (mm)	Weight (kg)
Round Shank			
A H3R-215F-12	03225661	305	0.8
A H3R-215F-18	03225687	455	1.1
A H3R-215F-24	03225703	610	1.3
A H3R-215F-36	03225729	915	2.4
B H3R-215B-12	03225745	305	0.8
C H3R-215M-12	03225596	305	0.8
C H3R-215M-18	92731769	455	1.1
C H3R-215M-24	56748650	610	1.3
Hexagonal Shank			
A H3R-214F-12	03225133	305	0.8
A H3R-214F-18	03225158	455	1.1
A H3R-214F-24	03225174	610	1.3
A H3R-214F-36	03225190	915	2.4
B H3R-214B-12	03225364	305	0.8
C H3R-214M-12	03225059	305	0.8
C H3R-214M-18	03225083	455	1.1
C H3R-214M-24	03225109	610	1.3
C H3R-214M-36	03225125	915	2.4

Model No.	CPN	Length (mm)	Weight (kg)
Round Shank			
A HH1-215F-12	03487923	305	0.8
A HH1-215F-18	03487931	455	1.1
A HH1-215F-24	03487949	610	1.3
A HH1-215F-36	03487956	915	2.4
B HH1-215B-12	91137075	305	0.8
C HH1-215M-12	91137034	305	0.8
C HH1-215M-18	03487972	455	1.1
C HH1-215M-24	03487980	610	1.3
Hexagonal Shank			
A HH1-214F-12	03221983	305	0.8
A HH1-214F-18	03487477	455	1.1
A HH1-214F-24	03487485	610	1.3
A HH1-214F-36	03487493	915	2.4
B HH1-214B-12	91137281	305	0.8
C HH1-214M-12	03222064	305	0.8
C HH1-214M-18	03487501	455	1.1
C HH1-214M-24	03487519	610	1.3
C HH1-214M-36	03487527	915	2.4

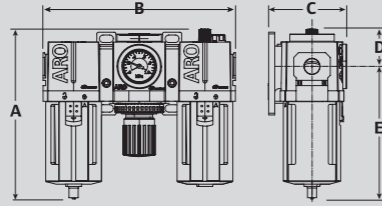
Notes



ARO-Flo Series

Filter + Regulator + Lubricator

- Operating temperature: -5 to +79 °C.
- Maximum inlet pressure: 17.2 bar (250 psig).
- Pressure gauge: 0 to 9.7 bar (0-140 psig).
- 5 µm filter element.

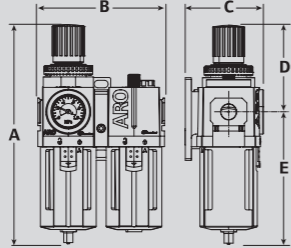


Dimensions	A mm	B mm	C mm	D mm	E mm
C381B1-821	149	120	80	42	107
C382C1-811	199	168	84	45	154
C383D1-811	216	221	90	43	173
C383E1-811	216	221	90	43	173
C384F1-811	292	282	109	55	237

Model No.	CPN	in (BSP) BSP	Max. l/s (1)	Bowl material/ drain type mm	5µ filter element CPN
C381B1-821	15302961	1/4"	21.7	Metal/Automatic	15299183
C382C1-811	15315633	3/8"	40.0	Metal/Automatic	15299662
C383D1-811	15304108	1/2"	70.8	Metal/Automatic	15299407
C383E1-811	15304181	3/4"	80.7	Metal/Automatic	15299407
C384F1-811	15317639	1"	101.5	Metal/Automatic	15299878

Filter / Regulator + Lubricator

- Operating temperature: -5 to +52 °C.
- Maximum inlet pressure: 10.3 bar (150 psig).
- Pressure gauge: 0 to 9.7 bar (0-140 psig).
- 5 µm filter element.

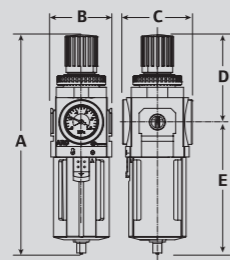


Dimensions	A mm	B mm	C mm	D mm	E mm
C381B1-600	157	80	80	67	90
C382C1-600	209	112	84	86	123
C383D1-600	252	145	90	100	152
C383E1-600	252	145	90	100	152
C384F1-610	351	186	109	133	218

Model No.	CPN	in (BSP) BSP	Max. l/s (1)	Bowl material/ drain type mm	5µ filter element CPN
C381B1-600	15302896	1/4"	20.7	Polycarbonate/Manual	15299183
C382C1-600	15315567	3/8"	33.5	Polycarbonate/Manual	15299662
C383D1-600	15304033	1/2"	56.7	Polycarbonate/Manual	15299407
C383E1-600	15304116	3/4"	67.0	Polycarbonate/Manual	15299407
C384F1-610	15317605	1"	98.2	Metal/Manual	15299878

Filter / Regulator

- Operating temperature. With polycarbonate bowl: -5 to +52 °C. With metal bowl: -5 to +79 °C.
- Maximum operating pressure. With polycarbonate bowl: 10.3 bar (150 psig). With metal bowl: 17.2 bar (250 psig).
- Pressure gauge: 0 to 9.7 bar (0-140 psig).
- 5 µm filter element.

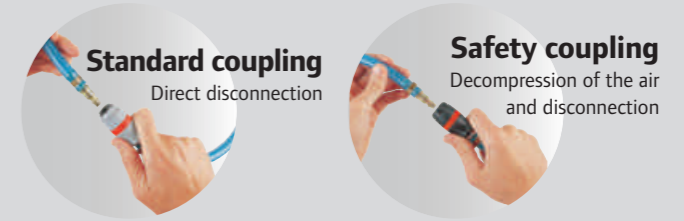


Dimensions	A mm	B mm	C mm	D mm	E mm
P391B4-600	157	40	74	67	90
P391B4-624	175	40	74	67	108
P392C4-600	207	56	79	86	121
P392C4-614	229	56	79	86	143
P393D4-600	253	70	80	100	153
P393D4-614	276	70	80	100	176
P393E4-600	253	70	80	100	153
P393E4-614	276	70	80	100	176

Model No.	CPN	in (BSP) BSP	Max. l/s (1)	Bowl material/ drain type mm	Fixing bracket CPN	5µ filter element CPN
P391B4-600	15302813	1/4"	22.1	Polycarbonate/Manual	15307416	15299183
P391B4-624	15302847	1/4"	22.1	Metal/Automatic	15307416	15299183
P392C4-600	15315260	3/8"	42.5	Polycarbonate/Manual	15307424	15299662
P392C4-614	15315294	3/8"	42.5	Metal/Automatic	15307424	15299662
P393D4-600	15305337	1/2"	79.5	Polycarbonate/Manual	15307432	15299407
P393D4-614	15305360	1/2"	79.5	Metal/Automatic	15307432	15299407
P393E4-600	15305931	3/4"	81.6	Polycarbonate/Manual	15307432	15299407
P393E4-614	15305964	3/4"	81.6	Metal/Automatic	15307432	15299407

(1) At 6.2 bar (90 psig)

Quick Release Couplings & Nipples



EURO 7.2 - 7.4

Ø 7.2 - 7.4 mm		Nipples BSP		Standard couplings		Safety couplings		Safety couplings	
		Part no.	CPN	Part no.	CPN	Part no.	CPN	Part no.	CPN
				Max: 16 bar - 25 L/s (1)		Max: 16 bar - 25 L/s (1)		Max: 12 bar - 30 L/s (1)	
Male thread	1/4" BSP	77NMC2	88104070	7N7CCMC2	25010505	757CCMC2	25010398	757CMC2	88104187
	3/8" BSP	77NMC3	88104088	7N7CCMC3	25010513	757CCMC3	25010406	757CMC3	88104195
	1/2" BSP	77NMC4	88104096	7N7CCMC4	25010521	757CCMC4	25010414	757CMC4	88104203
Female thread	1/4" BSP	77NFC2	88104047	7N7CCFC2	25010471	757CCFC2	25010364	757CFC2	88104153
	3/8" BSP	77NFC3	88104054	7N7CCFC3	25010489	757CCFC3	25010372	757CFC3	88104161
	1/2" BSP	77NFC4	88104062	7N7CCFC4	25010497	757CCFC4	25010380	757CFC4	88104179
For hose	Ø 6 mm	77NH06	88104104	7N7CCH06	25010539	757CCH06	25010422	757CH06	88104211
	Ø 8 mm	77NH08	88104112	7N7CCH08	25010547	757CCH08	25010430	757CH08	88104229
	Ø 10 mm	77NH10	88104138	7N7CCH10	25010562	757CCH10	25010455	757CH10	88104245
				7N7CCH13	25010570	757CCH13	25010463	757CH13	88104252

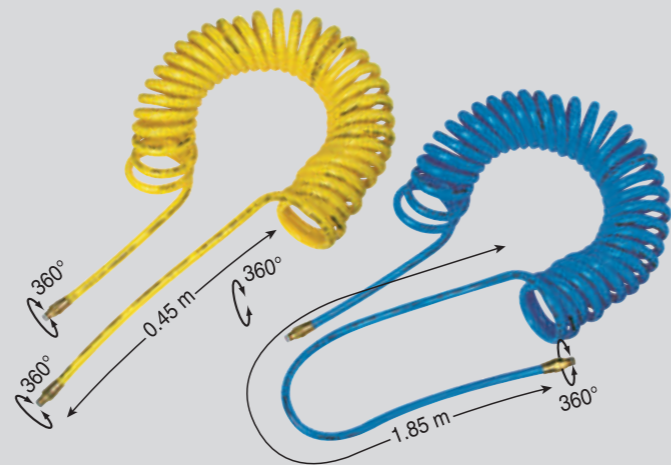
ISO 6150B MIL-C4109

Ø 6 mm (1/4")		Nipples BSP		Standard couplings		Safety couplings		Safety couplings	
		Part no.	CPN	Part no.	CPN	Part no.	CPN	Part no.	CPN
				Max: 12 bar - 13 L/s (1)		Max: 16 bar - 15 L/s (1)		Max: 12 bar - 13 L/s (1)	
Male thread	1/4" BSP	IB6NMC2	88103015	IBN6CMC2	88103197	IBS6CCMC2	25010075	IBS6CMC2	88103098
	3/8" BSP	IB6NMC3	88103023	IBN6CMC3	88103205	IBS6CCMC3	25010083	IBS6CMC3	88103106
	1/2" BSP	-	-	IBN6CMC4	88103213	IBS6CCMC4	25010091	IBS6CMC4	88103114
Female thread	1/4" BSP	IB6NFC2	88102991	IBN6CFC2	88103163	IBS6CCFC2	25010042	IBS6CFC2	88103064
	3/8" BSP	IB6NFC3	88103007	IBN6CFC3	88103171	IBS6CCFC3	25010059	IBS6CFC3	88103072
	1/2" BSP	-	-	IBN6CFC4	88103189	IBS6CCFC4	25010067	IBS6CFC4	88103080
For hose	Ø 6 mm	IB6NH06	88103031	IBN6CH06	88103221	-	-	IBS6CH06	88103122
	Ø 8 mm	IB6NH08	88103049	IBN6CH08	88103239	IBS6CCH08	25010117	IBS6CH08	88103130
	Ø 10 mm	IB6NH10	88103056	IBN6CH10	88103247	IBS6CCH10	25010125	IBS6CH10	88103148
				Max: 12 bar - 33 L/s (1)		Max: 16 bar - 30 L/s (1)		Max: 12 bar - 33 L/s (1)	
Male thread	1/4" BSP	IB8NMC2	88103296	IBN8CMC2	88104567	-	-	IBS8CMC2	88103395
	3/8" BSP	IB8NMC3	88103304	IBN8CMC3	88104575	IBS8CCMC3	25010158	IBS8CMC3	88103403
	1/2" BSP	IB8NMC4	88103312	IBN8CMC4	88104583	IBS8CCMC4	25010166	IBS8CMC4	88103411
Female thread	1/4" BSP	IB8NFC2	88103262	IBN8CFC2	88104534	-	-	IBS8CFC2	88103361
	3/8" BSP	IB8NFC3	88103270	IBN8CFC3	88104542	IBS8CCFC3	25010133	IBS8CFC3	88103379
	1/2" BSP	IB8NFC4	88103288	IBN8CFC4	88104559	IBS8CCFC4	25010141	IBS8CFC4	88103387
For hose	Ø 8 mm	IB8NH08	88103320	-	-	IBS8CCH08	25010174	IBS8CH08	88103429
	Ø 10 mm	IB8NH10	88103338	IBN8CH10	88104609	IBS8CCH10	25010182	IBS8CH10	88103437
	Ø 13 mm	IB8NH13	88103346	IBN8CH13	88104617	IBS8CCH13	25010190	IBS8CH13	88103445
				Max: 16 bar - 70 L/s (1)					
Male thread	3/8" BSP	IB11NMC3	25014028	-	-	IBS11CCMC3	25013939	-	-
	1/2" BSP	IB11NMC4	25014036	-	-	IBS11CCMC4	25013947	-	-
	3/4" BSP	-	-	-	-	IBS11CCMC6	25013954	-	-
Female thread	3/8" BSP	IB11NFC3	25014002	-	-	IBS11CCFC3	25013905	-	-
	1/2" BSP	IB11NFC4	25014010	-	-	IBS11CCFC4	25013913	-	-
	3/4" BSP	-	-	-	-	IBS11CCFC6	25013921	-	-
For hose	10 mm	IB11NH10	25014044	-	-	IBS11CCH10	25013962	-	-
	13 mm	IB11NH13	25014051	-	-	IBS11CCH13	25013970	-	-
	16 mm	IB11NH16	25014069	-	-	IBS11CCH16	25013988	-	-
	19 mm	IB11NH19	25014077	-	-	IBS11CCH19	25013996	-	-

Polyurethane Recoil Hoses

- Operating temperature: -40 to +38 °C.
- Operating pressure: 8 bar (115 psi) at 24 °C.

Part No.	CPN	mm	NPT	m	m	m
Yellow Hose						
34102	92833375	6	1/4"	3	2.5	0.15
34202	92833383	6	1/4"	6	5	0.31
34302	92833391	6	1/4"	9	8	0.43
35102	92833409	8	1/4"	3	2.5	0.14
35202	92832526	8	1/4"	6	5	0.30
35302	92833417	8	1/4"	9	8	0.46
IR36103	92835172	9.5	1/4"	3	2.5	0.15
IR36203	92835180	9.5	1/4"	6	5	0.34
IR36303	92835198	9.5	1/4"	9	8	0.52
IR36102	92835149	9.5	3/8"	3	2.5	0.15
IR36202	92835156	9.5	3/8"	6	5	0.34
IR36302	92835164	9.5	3/8"	9	8	0.52
IR37102	92835206	13	1/2"	3	2.5	0.16
IR37202	92835214	13	1/2"	6	5	0.38
Blue Hose						
IR36713	88098991	9.5	3/8"	6	5	0.34
IR36715	88099015	9.5	3/8"	9	7.5	0.52



PVC Round Hose, 30 m Coil

- Safety factor 4:1.

Part No.	CPN	mm	mm	Max. operating pressure at 20 °C
RH-6	92545730	6 mm	11 mm	18 bar
RH-8	92536036	8 mm	13 mm	15 bar
RH-10	92536044	10 mm	14 mm	13 bar
RH-12	92536051	13 mm	17 mm	11 bar
RH-16	92536069	16 mm	21 mm	11 bar
RH-19	92536077	19 mm	24 mm	11 bar

Hose clamps

Part No.	CPN	mm	Quantity
CO-0911	56753080	Ø 9 - 11	100
CO-1113	56753098	Ø 11 - 13	100
CO-1315	56753106	Ø 13 - 15	100
CO-1518	56753122	Ø 15 - 18	100
CO-1821	56753148	Ø 18 - 21	100
CO-2225	56753163	Ø 22 - 25	100

Hose Whips

Part No.	CPN	NPT	mm
33104	91486340	1/4"	300
33204	91486357	3/8"	300
33304	91488205	1/2"	300



Safety Blow Guns

- OSHA compliant with outlet pressure reduced to 2 bar for increased operator safety.

Part No.	CPN	Max. air pressure	Description	NPT
94053	91487520	6-7 bar	Brass air screen tip produces conical air stream around direct centre air stream	1/4" BSP
94054	91488775	6-7 bar	For use with blow pipes only (1)	1/4" BSP
94057	91489732	6-7 bar	Tamper-proof vent holes increase total air flow	1/4" BSP
94058	25011222	10 bar	Composite material. Built-in blow pipe	1/4" BSP

(1) Blow pipe, 150 mm long, part no. 94055 (CPN: 91488783) – Blow pipe, 450 mm long, part no. 94056 (CPN: 91488791).



Spring balancers



Model No.	CPN	Load capacity kg	Maximum stroke m	kg
BLD Series – Light-Duty				
BLD-1	92073956	0.4–1.0	1.6	0.6
BLD-2	92073964	1.0–2.0	1.6	0.6
BLD-3	92073972	2.0–3.0	1.6	0.7
BMD Series – Medium-Duty				
BMDS-2	92842152	1.0–2.5	2.0	2.0
BMDS-4	92842160	2.0–4.0	2.0	2.0
BMDS-6	92842178	4.0–6.0	2.0	2.3
BMD-8	92842186	6.0–8.0	2.0	2.5
BMDLN-4	17023730	2.0–4.0	2.5	2.9
BMDLN-6	17023748	4.0–6.0	2.5	3.2
BMDLN-8	17023755	6.0–8.0	2.5	3.5
BMDLN-10	17023763	8.0–10.0	2.5	3.7
BMDLN-12	17023771	10.0–14.0	2.5	4.0
BMDLLN-4 (1)	17023789	2.0–4.0	2.5	3.0
BMDLLN-6 (1)	17023797	4.0–6.0	2.5	3.3
BMDLLN-8 (1)	17023805	6.0–8.0	2.5	3.6
BMDLLN-10 (1)	17023813	8.0–10.0	2.5	3.8
BIDS Series – Intermediate-Duty				
BIDS-7	25015967	4.0–7.0	2.0	5.0
BIDS-10	25015975	7.0–10.0	2.0	5.5
BIDS-14	25015983	10.0–14.0	2.0	5.5
BIDS-18	25015991	14.0–18.0	2.0	6.5
BIDS-22	25016007	18.0–22.0	2.0	6.0
BIDS-26	25016015	22.0–25.0	2.0	6.6
BHD Series – Heavy-Duty				
BHD-15	92841956	10.0–15.0	2.0	10.3
BHD-20	92841964	15.0–20.0	2.0	10.6
BHD-25	92841972	20.0–25.0	2.0	11.2
BHD-30	92841980	25.0–30.0	2.0	11.5
BHD-35	92841998	30.0–35.0	2.0	11.8
BHD-45	92842004	35.0–45.0	2.0	12.4
BHD-55	92842012	45.0–55.0	2.0	12.5
BHD-65	92842020	55.0–65.0	2.0	13.6

(1) Locking type balancer: sharp pull on the wire rope will lock it in position allowing attached load to be manipulated freely – without weight compensation.

Hose Reel Balancers

Model No.	CPN	Load capacity kg	Maximum stroke m	NPT	kg
BHR-8	92073923	0.4 - 0.8	1.3	1/4"	1.5
BHR-15	92073931	0.7 - 1.5	1.3	1/4"	1.5
BHR-25	92073949	1.2 - 2.5	1.3	1/4"	1.5



Grease and Oil

Model No.	CPN	No.	Recommended use	Capacity
Grease				
67-4T	04637336	67	For angle head tools	0.12 L (tube)
67-1 LB	03773009			0.45 kg
105-4T-6	04618930	105	with metal housing	6 tubes of 0.12 L
105-1LB	04279147			0.45 kg
105-8LB	04264875	115	For Impacttools with composite housing	3.60 kg
115-4T	04616157			0.12 L (tube)
115-1LB	04192480			0.45 kg
Oil				
10Z4	03875671	10	For Impacttools, drills, screwdrivers and percussive tools	0.12L (tube)
10P	03875689			0.50 L
10G	03875697	50	For grinders and Impacttools	3.80 L
50P	03875705			0.50 L
50G	03875713			3.80 L



Lubricant Kits

Part No.	CPN	Compatible tools
67-LBK1	04637344	For angle head tools
105-LBK1	04616090	For Impacttools with metal housing
115-LBK1	04616108	For Impacttools with composite housing
VT22-SK1(1)	17028549	Lubricant kit (250 ml of oil + syringe)

(1) Contains: grease 80 g, oil 0.12 L and grease pump.
(2) Note: VT22-T24 spindle lock key is required for oil change.




Grease Guns

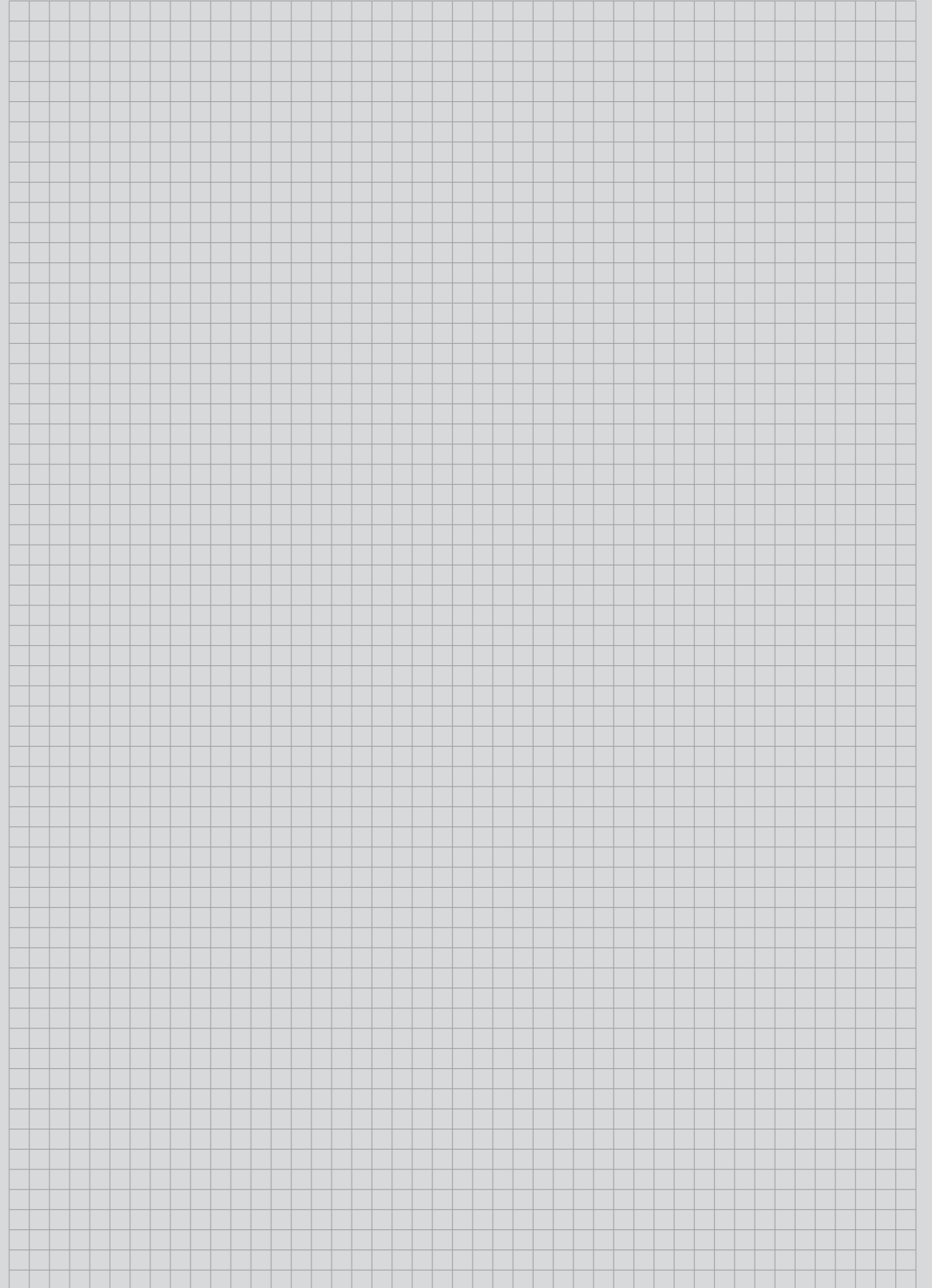
Part No.	CPN	Description
P25-228	03026978	For hydraulic-type fittings
R000A2-228	03095015	For flush-type fittings
GTH-1	04616124	For Ingersoll Rand 0.12 l tube of grease

Product	Page	Product	Page	Product	Page	Product	Page	Product	Page	Product	Page	Product	Page	Product	Page
002300	42	2925RBP1Ti	21	77A25F107-EU	41	94058	58	C HH1-214M-12	52	G3A100PP96AV	36	IBN6CFC3	57	M2A120RP95	45
002301	42	2925RBP1TiEX	24	77A45W109-EU	41	9500	49	C HH1-214M-18	52	G3A100PP96AV	45	IBN6CFC4	57	M2A180RG4	35
002302	42	2925RBP3Ti	21	77A60P107M-EU	39	9510	49	C HH1-214M-24	52	G3A120PG4M	34	IBN6CHO6	57	M2A180RG4	45
002303	42	2934B2-EU	20	77A60P109M-EU	39	99HL60H106-EU	39	C HH1-214M-36	52	G3A120PP945A	45	IBN6CHO8	57	M2H180RG4	35
002304	42	2934B2SP-EU	25	77A60W107-EU	41	99V60-K184	40	C1101	13	G3A120PP945AV	36	IBN6CHI0	57	M2H180RG4	45
002305	42	2934B9-EU	20	77A75P107M-EU	39	99V60P107M-EU	40	C1101EU-K2	13	G3A120PP95A	45	IBN6CMC2	57	M2H200RG4	35
02A-MEDPD	37	2934P2-EU	20	77A-AM825-5	37	99V60P109M-EU	40	C381B1-600	56	G3A120PP95AV	45	IBN6CMC3	57	M2H200RG4	45
03A-MEDPD	37	2940B2SP-EU	25	77A-AM825-5	41	99V60S106M-EU	40	C381B1-821	56	G3A120PP95AV	45	IBN6CMC4	57	M2H250RG4	35
105-1LB	59	2A1SA-EU	51	77A-AM825-7	41	A HH1-214F-18	52	C382C1-600	56	G3A120PP95AV	45	IBN8CFC2	57	M2H250RG4	45
105-4T-6	59	2A2SA-EU	51	77A-AM825-9	37	A HH1-214F-24	52	C382C1-811	56	G3H150PG4M	34	IBN8CFC3	57	M2L025RS9	37
105-8LB	59	312AC4A	43	77A-AM825-9	41	A HH1-214F-36	52	C382C1-811	56	G3H150PG4M	45	IBN8CFC4	57	M2L025RS9	45
105-LBK1	59	314AC4A	43	77H120H84-EU	39	AV1-126D	48	C383D1-600	56	G3H180PG4M	34	IBN8CHI0	57	M2L040RS9	37
10G	59	320AC4A	43	77H120L10-EU	39	AV1-22C-10	48	C383D1-811	56	G3H180PG4M	45	IBN8CHI3	57	M2L040RS9	45
10P	59	325SC4A	43	77H308106-EU	41	AV1-22C-4	48	C383D1-811	56	G3L086PP95	36	IBN8CMC2	57	M2L055RS9	37
1024	59	325XC4A	43	77H508106-EU	41	AV1-22C-5	48	C383E1-600	56	G3L086PS10	37	IBN8CMC3	57	M2L055RS9	45
116920	42	330SC4A	43	77H90L10-EU	39	AV1-22C-6	48	C383E1-811	56	G3X150PG4M	34	IBN8CMC4	57	M2X075RG4	35
116930	42	330XC4A	43	77NFC2	57	AV1-22C-8	48	C384F1-610	56	G3X150PG4M	45	IBS11CCFC3	57	M2X075RG4	45
116940	42	33104	58	77NFC3	57	AV1-22S-16	48	C384F1-811	56	G3X150PH64	36	IBS11CCFC4	57	M2X180RG4	35
117155	42	33204	58	77NFC4	57	AV1-22S-20	48	CO-0911	58	G3X180PG4M	34	IBS11CCFC6	57	M2X180RG4	45
122629	42	33304	58	77NH06	57	AV1-22S-24	48	CO-1113	58	G3X180PG4M	45	IBS11CCH10	57	M2X180RH63	36
115-1LB	59	335SC4A	43	77NH08	57	AV1-22S-28	48	CO-1315	58	GTH-1	59	IBS11CCH13	57	M2X180RH63	45
115-4T	59	33SKA-EU	26	77NH13	57	AV24-222S-26	48	CO-1518	58	H3R-214B-12	52	IBS11CCH16	57	M2X200RG4	35
115-LBK1	59	33SMA-EU	26	77NMC2	57	AV24-222S-38	48	CO-1821	58	H3R-214F-12	52	IBS11CCH19	57	M2X200RG4	45
116H-K5	49	34102	58	77NMC3	57	AVC10A1-EU	48	CO-2225	58	H3R-214F-18	52	IBS11CCMC3	57	M2X250RG4	35
118MAX	49	34202	58	77NMC4	57	AVC10C1-EU	48	D1130	13	H3R-214F-24	52	IBS11CCMC4	57	M2X250RG4	45
118MAXH	49	34302	58	7802RAKCEX	24	AVC12A1-EU	48	D1130EU-K2	13	H3R-214F-36	52	IBS11CCMC6	57	NS11-122-19	50
122MAX	49	3445MAX-M	33	7803RAKCEX	24	AVC13A1-EU	48	D1410	12	H3R-214M-12	52	IBS6CFC2	57	NS11-22-19	50
122MAXH	49	345MAX-M	33	7N7CCFC2	57	AVC1-83	48	D1410EU-K2	12	H3R-214M-18	52	IBS6CFC3	57	NS11A	50
172L-EU	50	35102	58	7N7CCFC3	57	AVC24-283	48	D5140	11	H3R-214M-24	52	IBS6CFC4	57	NS11A7	50
172LNA1-EU	50	35202	58	7N7CCFC4	57	AVC26A1-EU	48	D5140-K22-EU	11	H3R-214M-36	52	IBS6CHO6	57	NS11-B22-19	50
182G-EU	50	35302	58	7N7CCH06	57	AVC26B1-EU	48	DG110-700-6M	35	H3R-215B-12	52	IBS6CHO8	57	NS11B7	50
182K1-EU	50	3940A2Ti	22	7N7CCH08	57	B HH1-214B-12	52	DG110-700-G2	35	H3R-215F-12	52	IBS6CHI0	57	NS11-522-19	50
182L-EU	50	3940B2Ti	22	7N7CCH10	57	B8NH08	57	DG110-700-G4	35	H3R-215F-18	52	IBS6CMC2	57	P25-228	59
182LNA1-EU	50	3940B2TiEX	24	7N7CCH13	57	BC1110-EU	13	DG120HD-700-G6	35	H3R-215F-24	52	IBS6CMC3	57	P391B4-600	56
1A1SA-EU	51	3940P2Ti	22	7N7CCMC2	57	BC1121-EU	11	DG120HD-700-G6	38	H3R-215F-36	52	IBS6CMC4	57	P391B4-624	56
1A2SA-EU	51	3942A2Ti	22	7N7CCMC3	57	BHD-15	59	DG121HD-700-M8	35	H3R-215M-12	52	IBS8CFC2	57	P392C4-600	56
2101XPA	18	3942B2Ti	22	7N7CCMC4	57	BHD-20	59	DG121HD-700-M8	38	H3R-215M-18	52	IBS8CFC3	57	P392C4-614	56
2102XPA	18	3942B2TiEX	24	7P24L-EU	41	BHD-25	59	EP50-514	42	H3R-215M-24	52	IBS8CFC4	57	P392C4-614	56
2115M-BOOT	18	3955A2Ti	22	7S48L-EU	41	BHD-30	59	EP50-515	42	HH1-214F-12	52	IBS8CHO8	57	P393D4-600	56
2115M-BOOT	19	3955B2Ti	22	7S60L-EU	41	BHD-35	59	EP50-516	42	HH1-215B-12	52	IBS8CHI0	57	P393D4-614	56
2115PTiMAX	19	3955B2TiEX	24	7S7CCFC2	57	BHD-45	59	EP50-517	42	HH1-215F-12	52	IBS8CHI3	57	P393E4-600	56
2115QTiMAX	19	3A1SA-EU	51	7S7CCFC3	57	BHD-55	59	EP50K-EU	42	HH1-215F-18	52	IBS8CMC2	57	P393E4-614	56
2115QXPA	18	3A2SA-EU	51	7S7CCFC4	57	BHD-65	59	G160HD-700-1/4	35	HH1-215F-24	52	IBS8CMC3	57	P4CS-6	49
2125PTiMAX	19	4151-HL	44	7S7CCH06	57	BHR-15	59	G160HD-700-1/4	38	HH1-215F-36	52	IBS8CMC4	57	P4FS-6	49
2125QTiMAX	19	4151-HL-2	44	7S7CCH08	57	BHR-25	59	G160HD-700-6MM	38	HH1-215M-12	52	IR36102	58	P500-850	41
212-BOOT	20	4152-HL	44	7S7CCH10	57	BHR-8	59	G160HD-700-6MM	35	HH1-215M-18	52	IR36103	58	PBA416	42
2130-BOOT	18	4152-HL-SR	44	7S7CCH13	57	BIDS-10	59	G1621	13	HH1-215M-24	52	IR36202	58	POLA15000	42
2131PSP	25	4429	49	7S7CCMC2	57	BIDS-14	59	G162EU-K2	13	IB11NFC3	57	IR36203	58	QXC2P1000S12K2	7
2131PEX	24	445MA-EU	26	7S7CCMC3	57	BIDS-18	59	G1811	13	IB11NFC4	57	IR36302	58	QXC2P1350S16K2	7
2135M-BOOT	18	47568-2	42	7S7CCMC4	57	BIDS-22	59	G1811EU-K2	13	IB11NH10	57	IR36303	58	QXC2P2000S16K2	7
2135PQXPA	18	47568-3	42	7S7CFC2	57	BIDS-26	59	G1A120PG4M	34	IB11NH13	57	IR36713	58	QXC2P200512K2	7
2135QPTiMAX	19	4A1SA-EU	51	7S7CFC3	57	BIDS-7	59	G1A120PG4M	45	IB11NH16	57	IR36715	58	QXC2P500S12K2	7
2135QXPA	18	4A2SA-EU	51	7S7CFC4	57	BL1203	13	G1A120PS4	37	IB11NH19	57	IR37102	58	QXC2PT1000NPS12	7
2145M-BOOT	19	50G	59	7S7CH06	57	BL2012	11	G1A120PS418	37	IB11NMC3	57	IR37202	58	QXC2PT1350NPS16	7
2145QiMAX	19	50P	59	7S7CH08	57	BL2022	11	G1A120PS812	37	IB11NMC4	57	L1110	13	QXC2PT2000NPS16	7
2145QiMAX-SP	25	5102MAX	33	7S7CH10	57	BLD-1	59	G1A200PG4M	34	IB6NFC2	57	L5110	11	QXC2PT200NPS12	7
2155QiMAX	19	5108MAX	33	7S7CH13	57	BLD-2	59	G1A200PG4M	45	IB6NFC3	57	LG1-SB418-100-10	37	QXC2PT500NPS12	7
2155QiMAX-SP	25	529	49	7S7CMC2	57	BLD-3	59	G1A200PP63	36	IB6NH06	57	LG1-SB418-60-10	37	QXX2A52T0396PS12	7
2161-BOOT	18	551SMA-EU	26	7S7CMC3	57	BMDLLN-10	59	G1A200PS4	37	IB6NH08	57	LG1-SB418-80-10	37	QXX2A52T0594PS12	7
2161XP	18	588A1-EU	23	7S7CMC4	57	BMDLLN-4	59	G1A200PS812	37	IB6NH10	57	LG1-SB812-100-10	37	QXX2P1000PS12K2	7
2171XP	18	5980A1-EU	23	88HL60H106-EU	39	BMDLLN-6	59	G1H200PG4M	34	IB6NMC2	57	LG1-SB812-60-10	37	QXX2P1350PS16K2	7
2235M-BOOT	19	5982A1-EU	23	88S45W109-EU	41	BMDLLN-8	59	G1H250PG4M	34	IB6NMC3	57	LG1-SB812-80-10	37	QXX2P2000PS16K2	7
2235QTiMAX	19	61H120G4-EU	38	88S60W107-EU	41	BMDLN-10	59	G1H250PG4M	45	IB8NFC2	57	LUB5130	11	QXX2P200PS12K2	7
22KA1-EU	26	61H120H63-EU	39	88V60-K184	40	BMDLN-12	59	G1H250PH63	36	IB8NFC3	57	LUB5130-K12-EU	11	QXX2P500PS12K2	7
22KWA1-EU	26	61H120L6-EU	39	88V60P107M-EU	40	BMDLN-4	59	G1H250PH63	36	IB8NFC4	57	M2A090RP95	36	QXX2PT1000NPS12	7
22MA2-EU	26	61H150G4-EU	38	88V60P109M-EU	40	BMDLN-6	59	G1H350PG4M	45	IB8NH10	57	M2A090RP95	45	QXX2PT1350NPS16	7
2902P1	20	61H150H63	39	88V60S106M-EU	40	BMDLN-8	59	G1X200PG4M	34	IB8NH13	57	M2A120RG4	35	QXX2PT2000NPS16	7
2906P1-EU	20	61H150L6-EU	39	88V85P107M-EU	40	BMDS-2	59	G1X250PG4M	34	IB8NMC2	57	M2A120RG4	45	QXX2PT200NPS12	7
2920B1-EU	20	67-1 LB	59	94053	58	BMDS-4	59	G1X250PG4M	45	IB8NMC3	57	M2A120RP945	36	QXX2PT500NPS12	7
2920B9-EU	20	67-4T	59	94054	58	BMDS-6	59	G1X350PG4M	34	IB8NMC4	57	M2A120RP945	45	QXX5A45T0180PS12	7
2925RB2Ti	21	67-LBK1	59	94057	58	BMDS-8	59	G3A100PP96A	45	IBN6CFC2	57	M2A120RP95	36	QXX5A45T0270PS12	7

Notes



Notes





Ingersoll Rand (NYSE:IR) advances the quality of life by creating comfortable, sustainable and efficient environments. Our people and our family of brands — including Club Car®, Ingersoll Rand®, Thermo King® and Trane® — work together to enhance the quality and comfort of air in homes and buildings; transport and protect food and perishables; and increase industrial productivity and efficiency. We are a global business committed to a world of sustainable progress and enduring results.



**PRO
TECH**
www.protech.nu

**Försäljning - Service
Kalibrering moment**

ingersollrandproducts.com

We are committed to using environmentally conscious print practices.

Nothing contained on these pages is intended to extend any warranty or representation, expressed or implied, regarding the product described herein. Any such warranties or other terms and conditions of sale of product shall be in accordance with Ingersoll Rand's standard terms and conditions of sale for such products, which are available upon request. Product improvement is a continuing goal at Ingersoll Rand. Designs and specifications are subject to change without notice or obligation.